

Strokovna terminologija v angleščini za pomočnike v biotehnikih in oskrbi

Polona Kramer



Nižje poklicno izobraževanje: POMOČNIK V BIOTEHNIKI IN OSKRBI

Modul: ANGLEŠČINA

Naslov: Strokovna terminologija v angleščini za pomočnike v biotehnikih in oskrbi

Gradivo za 1. in 2. letnik

Avtorica: Polona Kramer

Strokovna recenzentka: Jerneja Planinšek Žlof, prof.

Šentjur, 2011

© Avtorske pravice ima Ministrstvo za šolstvo in šport Republike Slovenije.

Gradivo je sofinancirano iz sredstev projekta Biotehniška področja, šole za življenje in razvoj (2008-2012).

Operacijo delno financira Evropska unija iz Evropskega socialnega sklada ter Ministrstvo za šolstvo in šport. Operacija se izvaja v okviru operativnega programa razvoja človeških virov za obdobje 2007 – 2013, razvojne prioritete: Razvoj človeških virov in vseživljenjskega učenja, prednostna usmeritev: Izboljšanje kakovosti in učinkovitosti sistemov izobraževanja in usposabljanja.

Vsebina tega dokumenta v nobenem primeru ne odraža mnenja Evropske unije. Odgovornost za vsebino dokumenta nosi avtor.

CONTENTS (VSEBINA):

1. Introduction to the learning materials	page 4
2. Kitchen machines and kitchen utensils (Kuhinjski aparati in kuhinjski pripomočki)	
2. 1 Vocabulary	page 5
2. 2 Grammar: Prepositions of place (Krajevni predlogi)	page 9
2. 3 Grammar: Present Simple Tense	page 11
3. Food and drink (Hrana in pijača)	
3. 1 Vocabulary	page 13
3. 2 Grammar: The plural of nouns (Množina samostalnikov)	page 19
3. 3 Grammar: Present Continuous Tense	page 20
4. Cleaning and maintenance of rooms and clothes (Čiščenje in vzdrževanje prostorov in oblačil)	
4. 1 Vocabulary	page 23
4. 2 Grammar: Question words (Vprašalnice)	page 29
4. 3 Grammar: Past Simple Tense	page 30
4. 4 Grammar: Will Future Tense	page 32
5. Answers (Rešitve nalog)	page 33
6. Literature (Literatura)	page 40
7. The sources of pictures (Viri slik)	page 41

1. Introduction to the learning materials

Dear students,

the acquisition of professional terminology is a crucial part of your educational process, for this reason it is inevitable to know and learn how to use typical professional terms also in the English language.

The prepared materials are, regarding vocabulary, divided into three parts: Kitchen machines and kitchen utensils, Food and drink and Cleaning and maintenance of rooms and clothes; at the end of each section there are short revisions of basic English tenses: Present Continuous Tense, Present Simple Tense, Past Simple Tense and Will Future Tense to help you present the activities and understand the instructions connected with your practical work at school.

I hope you will enjoy discovering the world of your future work in the English language.

Polona Kramer

2. Kitchen machines and kitchen utensils (Kuhinjski aparati in kuhinjski pripomočki)

2.1 Vocabulary

What's in the kitchen? (Kaj je v kuhinji?)



waste bin



tea towel



oven glove



kitchen scales



food processor / mixer



dishwasher



baking dish



bottle opener



tray



grater



washing-up liquid



chopping board



bowl



cup and saucer



colander



cutlery:
spoon, fork, knife



wooden spoon



ladle



glass



bottle



plate



table cloth



rolling pin



frying pan



toaster



napkin

Expressions:

- WHERE CAN I FIND a spoon? – It's in the cutlery drawer.
- WHERE DOES this bowl GO? – Put it on the worktop, please.
- CAN I HELP WITH the washing-up / cooking? – Yes, please. You can dry the plates. / You can stir the sauce.
- Is the boiling-plate TURNED ON? – Yes, it is. – Can you TURN it OFF, please.- Yes, certainly.

Exercises:

1. Find seven kitchen machines in the snake below. The remaining letters spell out a question. Poišči sedem kuhinjskih aparatov v kači spodaj. Preostale črke tvorijo vprašanje.

dostoveyou sink know fridge how oven microwave use kitchen ventilation the dishwasher
 --- --- ? --- --- --- --- --- --- --- ?

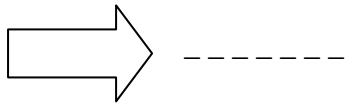
2. Find the names of ten kitchen utensils in the wordsearch box. Complete the sentences below, using the blue words, one after another, beginning in the first row. Poišči deset imen za kuhinjske pripomočke v besedni škatlici. Dopolni povedi spodaj z modrimi črkami, tako da izpisuješ eno za drugo, začenši v prvi vrstici.

S	C	A	L	E	S	W	H	G	P	L	A	T	E	F	R	E	C
O	E	R	F	S	I	E	G	C	A	J	R	H	I	E	Y	O	O
T	Y	L	A	D	L	E	W	Q	U	H	P	O	T	E	T	Y	L
O	T	A	T	D	I	S	H	C	L	O	T	H	R	E	L	Y	A
A	R	A	L	E	G	E	J	K	L	M	N	P	R	V	I	W	N
Y	A	F	R	O	L	L	I	N	G	P	I	N	T	H	D	E	D
N	Y	A	I	C	M	M	B	O	W	L	G	U	K	W	P	Z	E
B	O	A	R	F	O	O	D	P	R	O	C	E	S	S	O	R	R

----- ? -----

3. Find three words in the wordsearch box. The remaining letters spell out a word which describes them all. Poišči tri besede v besedni škatlici. Preostale črke tvorijo besedo, ki zaznamuje vse besede.

CSPOONU
TFORKLE
RYKNIFE




4. It's time to set table for dinner. Decide what you need. Čas je, da pripraviš mizo za večerjo. Odloči se, kaj potrebuješ.

	Yes	No
a glass	✓	
a grater		
a wooden spoon		
a plate		
a dish cloth		
a fork		
scales		
a knife		
a table cloth		
a collander		
a vase with flowers		
a food processor		
a napkin		
a spoon		

5. Write the names in the grid. The red letters spell out what you use for serving food. Napiši besede v mrežo. Rdeče črke ti povedo, kaj uporabljaš za serviranje hrane.

2 _ _ _ _ _
4 _ _ _ _
6 _ _ _ _
1 _ _ _ _
3 _ _ _ _
5 _ _ _ _
7 _ _ _ _



6



7



1



2



3



4



5

6. What do you need? Complete the sentences (sometimes more than one solution is possible). Kaj potrebuješ? Dopolni povedi (včasih je možnih več rešitev).

Example: To eat soup I need a spoon.

- a) To eat meat I need _____
- b) To wash the dishes I need _____
- c) To mix flour, milk and sugar together I need _____
- d) To weigh (tehtati) food I need _____
- e) To dry (obrisati) the dishes I need _____
- f) To open the oven I need _____
- g) To open the bottle I need _____
- h) To bake the dough (speči testo) in the oven I need _____
- i) To chop (narezati) the onions I need _____
- j) To drink coffee I need _____
- k) To strain (odcediti) pasta I need _____
- l) To grate (naribati) carrots I need _____
- m) To take the sauce out of a pot I need _____
- n) To roll (razvaljati) the dough I need _____
- o) To fry (speči) an egg I need _____
- p) To make a toast I need _____
- q) To put in rubbish I need _____
- r) To clean my mouth after eating I need _____
- s) To get the vapour out of the kitchen I need _____

7. Tick (✓) yes or no. Correct the wrong answers. Označi s kljukico »da« ali »ne«. Popravi napačne povedi.

	Yes	No	Correct sentence
Example: I use a pot to drink out of.		✓	I use <i>a glass</i> to drink out of.
a) In the cupboards there are pots, plates, cups.			
b) The fridge is cold inside.			
c) The fridge is colder than the freezer.			
d) I turn on the tap to get water.			
e) I use a kettle for making coffee.			
f) Kitchen ventilation is usually above the fridge.			
g) The microwave is used for cooling food.			
h) The oven is used for baking cakes.			
i) Dishes are cleaned in a dishwasher.			
j) I stir (pomešati) the drink with a wooden spoon.			
k) I use a lid to cover (pokriti) the pot.			
l) The sink is used for cooking.			
m) A table is usually covered by a table cloth.			
n) A gas stove is quicker than an electric stove.			
o) A cooker is a person who works in a kitchen.			
p) We put waste in a bread bin.			

2. 2 GRAMMAR: Prepositions of place (krajevni predlogi):

Prepositions of place:

in (v), **on** (na), **under** (pod), **above** (nad), **next to / beside** (zraven), **near** (blizu), **between** (med), **in front of** (pred), **behind** (za), **around** (okrog).



Examples:

Where is the bear? – **In front of** the cupboards.

What's **on** his head? – A cooking cap.

What's **around** his body? – An apron.

What is he holding **in** his hands? – A pot and a ladle.

What is **above** the worktop? – Cupboards and shelves.

What's **on** the wall, **between** the cupboards and the shelves? – A picture.

What's **behind** the bear, **on** the cupboards? – A plate and a kettle.

What's **under** the shelves? – A pumpkin.

What's **near / next to / beside** the pumpkin? – A bottle.

Exercises:

1. Look at the picture. Complete the sentences, using the prepositions of place. Oglej si sliko. Dopolni povedi s predlogi, ki označujejo kraj.



- There is a cook _____ the middle of the kitchen.
- There is a stove with an oven _____ the fridge and the microwave.
- There is a freezer _____ the fridge and there is an oven _____ the stove.
- There are some cupboards _____ the sink.
- The table is _____ the window.
- Are there any chairs _____ the table? – Only one.
- There are a table cloth, two mixers, a toaster and a vase _____ the table.
- What is _____ the toaster? – Two slices of bread.
- And there is a coffee table with a kettle _____ the sofa.
- There is an armchair _____ the microwave.

2. Draw where you can find the objects. Nariši, kje lahko najdeš predmete.

a) There is a frying pan on the cooker.

b) There are two shelves with glasses above the sink.

c) There is a washing-up liquid next to the sink.

d) There is a microwave on the worktop under the cupboards.

e) There is a dishwasher between the stove and the fridge.

f) There are four chairs around the table.

g) There is a cook standing in front of the table.

h) There is a cat looking from behind the door.

2. 3 GRAMMAR: Present Simple Tense

Present Simple Tense

- **is used for repeated actions, habits** (I play basketball every afternoon.), **permanent actions** (I live in Šentjur.) **and universal truths** (Birds fly.) Uporablja se za *ponavljajoča dejanja, navade* (Košarko igram vsako popoldne.), za *trajna dejanja* (Živim v Šentjurju.) in *splošne resnice* (Ptice letijo.)

- **formation:**

+ I (we, you, they) *clean* the table / he (she, it) *cleans* the table (he *dresses*¹; *tries*, *buys*²)

? **Do** I (we, you, they) *clean* the table? / **Does** he (she, it) *clean* the table?

- I (we, you, they) **do not** (*don't*) *clean* the table / he (she, it) **does not** (*doesn't*) *clean* it

1 If the verb ends in **-ss, -ch, -x, -o, -sh**, we add **-es** instead of **-s**: e. g.: *dress* – he *dresses*, *watch* – he *watches*, *mix* – she *mixes*, *go* – it *goes*, *wash* – she *washes*.

2 Verbs that end in a **consonant + y**, change **y** to **-ies**, e. g.: *try* – he *tries*, but verbs that end in a vowel + y only add **-s**, e.g.: *buy* – she *buys*.

! exception: the verb »to be«:

+ I *am* / you (we, they) *are* / he (she, it) *is*

? **Am** I? / **Are** you (we, they)? / **Is** he (she, it)?

- I *am not* (*I'm not*) / you (we, they) *are not* (*aren't*) / he (she, it) *is not* (*isn't*)

- **typical adverbs of time:** *always, often, usually, every day / month / year, twice a day, weekly...*

<p>legend: + the affirmative form - the negative form ? the interrogative form</p>
--

Exercises:

1. Complete the sentences about Ivo's work in the kitchen, using Present Simple Tense.
Dopolni povedi o Ivojem delu v kuhinji, uporabi glagole v Present Simple Tenseu.

Hi! My name is (be) Ivo Hribar. I come (come) from Celje, I _____ (be) 15 years old and I _____ (be) a student at the secondary school. I _____ (want) to become an assistant in biotechnics and supply. I _____ (enjoy - uživati) all lessons, but most of all I _____ (like) practical work. Let me describe you what I usually _____ (do):

- first, I _____ (put on - obleči, obuti) working clothes and shoes,
- then I _____ (start) preparing a meal – for a vegetable soup, for example, I _____ (peel - lupiti) potatoes, _____ (cut - rezati) vegetables and onions, I _____ (give) the things and into the pot _____ (pour - naliti) water into the pot. I _____ (put) the pot on the stove and I _____ (switch - vključiti) the stove on. After some time I _____ (stir - premešati) the soup and _____ (add - dodati) some salt and spices. I _____ (cover - pokriti) the pot with a lid. I _____ (not do) it alone, my teacher _____ (help) me all the time. When the soup is finished, I _____ (take) a ladle and _____ (serve - servirati) the soup,

- after the students have finished lunch, I _____ (prepare) the plates, glasses, spoons, forks and knives and trays for washing-up in the dishwasher and
- finally I _____ (wipe - pobrisati) the tables and _____ (clean) the floor in the dining room.

2. Can you tell, according to Ivo's description, what his friend Rozina does during her practical lessons? Ali lahko poveš, glede na Ivov opis, kaj njegova prijateljica Rozina počne na praksi?

Rozina Erjavc **is** (be) Ivo's schoolmate. She **comes** (come) from Grobelno. She _____ (be) 15 years old and she _____ (be) a student at the secondary school. She...

3. Food and drink (Hrana in pijača)

3.1 Vocabulary

Meat, meat products and fish (Meso, mesni izdelki in riba)



meat

- beef (govedina)
- lamb (jagnjetina)
- mutton (ovčjetina)
- veal (teletina)
- pork (svinjina)
- poultry (perutnina): chicken (piščanec), turkey (puran), duck (raca)



sausages



ham

- bacon (slanina)



fish



shrimps



squids



mussels

Vegetables (Zelenjava)



lettuce

- field salad (motovilec)
- dandelion (regrat)
- chicory (radič)



carrots



beans



potatoes



tomatoes



peas



onions



garlic



mushrooms



pepper



cabbage



turnip



beet



cucumber



aubergines

Fruit (Sadje)



oranges



apples



bananas



pears



grapes



strawberries



pineapple



peaches



hazelnuts



figs



kiwi



cherries



plums



apricots



watermelon

Bread, rice and pasta (Kruh, riž in testenine)



bread



buns



rice



pasta

Sweets (Slaščice)



ice-cream



cake



tart



pastry



biscuits

Dairy products (Mlečni izdelki)



cheese



yoghurt



cream



curd cheese

Drinks (Pijače)



tea



coffee



cocoa



milk



fruit juice



coke



lemonade



mineral water



beer



wine

Food preparation (Priprava hrane):

- **to cook** (kuhati): I'm **cooking** a beef soup with noodles.
- **to boil** (vreti, kuhati v vreli vodi): The potatoes **are boiling**.
- **to fry** (cvreti): The sausages **are frying**.
- **to bake** (peči pecivo): The bread **is baking**.
- **to roast** (peči meso): The meat **is roasting** in the oven.
- **to grill** (peči na žaru): I like **grilled** chicken.
- **to peel** (lupiti): **I'm peeling** a banana.
- **to grate** (strgati): **Grate** some cheese, please!
- **to chop** (na drobno narezati): The cook **chopped** meat into cubes.
- **to season** (začiniti): The meat **was seasoned** with garlic.

Tastes, seasonings and additions (Okusi, začimbe in dodatki):

sweet, sugary (sladek)	sugar (sladkor)
bitter (grenek)	salt (sol)
sour (kisel)	pepper (poper)
salty (slan)	parsley (peteršilj)
greasy (masten)	chives (drobnjak)
hot (pekoč)	oregano (origano)
spicy (začinjen, pikanten)	vinegar (kis)
mild (blag)	oil (olje)
savoury (slasten, pikanten)	mustard (gorčica)
tasty / delicious (slasten, izvrsten)	ketchup (kečap)
tasteless (neokusen, brezokusen)	mayonnaise (majoneza)

Packaging (Embalaža):

a bag of sweets (vreča bonbonov)	a jar of jam (kozarec marmelade)
a barrel of wine (sod vina)	a jug of milk (vrč mleka)
a basket of apples (košara jabolk)	a mug of cocoa (lonček kakava)
a bottle of lemonade (steklenica limonade)	a packet of cigarettes (zavoječek cigaret)
a can of beer (pločevinka piva)	a tin of peas (konzerva graha)
a carton of milk (tetrapak mleka)	a bar of chocolate (tablica čokolade)
a crate of bottles (gajba steklenic)	a tube of toothpaste (tuba zobne paste)
a glass of wine (kozarec vina)	a loaf (two loaves!) of bread (štruca kruha)

Expressions:

- COULD I HAVE some bread, please? – Yes, of course. **HERE YOU ARE.**
 - DO YOU TAKE SUGAR in tea or coffee? – Yes, but just half a teaspoon.
 - ARE YOU A VEGETARIAN? – Yes, I never eat meat or fish.
 - WOULD YOU LIKE some more cake? – Yes, please, it's delicious.
-

Exercises:

1. Put these words into two lists: fruit and vegetables (if there are any new words, use a dictionary). Razporedi besede v dva seznama: sadje in zelenjava (nove besede poišči v slovarju).

beans grapes potatoes onions garlic pear carrots peas banana
 apple tomatoes strawberries cabbage mushrooms hazelnut pumpkin peach
 turnip water melon pepper kiwi beet apricot fig aubergine melon parsley

Fruit	Vegetables
grapes, ...	beans, ...

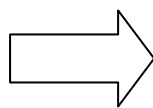
2. Find six words, connected with sweets, in the wordsearch box. Use the remaining letters, one after another, beginning in the first row, to write a question. Answer the question. Poišči šest besed, povezanih s slaščicami, v besedni škatlici. Ostale črke uporabi, da napišeš vprašanje, črke izpisuj eno za drugo, začenši v prvi vrstici. Odgovori na vprašanje.

H	A	I	C	E	C	R	E	A	M	V	E
Y	O	C	A	K	E	U	G	T	A	R	T
O	T	A	P	A	S	T	R	Y	S	W	E
B	I	S	C	U	I	T	S	E	T	T	O
O	T	H	C	H	O	C	O	L	A	T	E


-----? – Yes / No.


3. Find four words in the wordsearch box. The remaining letters spell out a word which describes them all. Poišči štiri besede v besednem okvirčku. Preostale črke tvorijo besedo, ki zaznamuje vse besede.

DACHEESEIRY
 YOGHURTPRO
 CURDCHEESE
 DUCCREAMTS



4. Complete the sentences, using the pictures. Dopolni povedi, pomagaj si s slikami.


a) Drinking a lot of  is unhealthy.

b) Children like drinking  .

c) Do you drink  with or without sugar?

d) Have you ever drunk  with milk?

e) People usually drink  when it is hot.

f) France is famous for its good  .

5. Unscramble the words. Match with the verbs. Dešifriraj besede. Razvrsti jih h glagolom.

rebe fecofe icer tasap niwe naseb ceka tapoesto onsoni shif
rypast nabana tocarr bfee chienck bnus naorge merbcucu

Example: *DRINK:* beer, _____, _____.
COOK: _____, _____, _____.
CHOP: _____, _____, _____.
PEEL: _____, _____, _____.
FRY: _____, _____, _____.
BAKE: _____, _____, _____.

6. How does this food taste? Choose among: hot, sour, spicy, sweet, greasy, salty.
Kakšnega okusa je ta hrana? Izberi med navedenimi možnostmi.

Example: Lemons are bitter.

- a) Strawberries are _____.
- b) Cabbage is _____.
- c) Indian food is _____.
- f) Chips is _____.
- g) These pickled peppers are _____.
- h) This meat has a lot of fat, it is _____.

7. Complete the blanks in the shopping list. Dopolni nakupovalni seznam.

Example: I have to buy a bottle / carton of milk.

I also need: four _____ of cola,
three _____ of cigarettes,
two _____ of beer,
a _____ of honey,
a _____ of jam,
two _____ of butter,
a big _____ of toothpaste,
five _____ of sardines,
a _____ of washing powder,
a _____ of chocolate,
two _____ of bread.

8. Choose a, b or c. Izberi odgovor a, b ali c.

Example: Vegetarians do not eat a) cheese b) meat c) cherries.

- a) For a starter (predjed), we usually have a) cheese b) ice-cream d) pork steak.
- b) You put a) salt b) pepper c) sugar in coffee.
- c) A pear is a) a drink b) a vegetable c) a fruit.
- d) If the salad is not sour enough, you put some more a) oil b) salt c) vinegar in it.
- e) I put too much sugar in the tea, so it was too a) bitter b) spicy c) sweet.
- f) If the food is very good, it is a) tasteless b) delicious c) stale.
- g) She likes a) roasting b) frying c) baking cakes.
- h) The typical seafood is a) ham b) mushrooms c) squids.
- i) If you like fast food, you certainly like a) mussels b) hamburger c) tart.
- j) A cookery book is a book a) with cooking recipes b) about cooks c) about cookers.

9. Complete the sentences, using words for food and drinks. Dopolni povedi z besedami za hrano in pijačo.

Example: Rice is popular in Japan.

- a) _____ and _____ are very popular in Italy.
- b) What's your favourite pizza topping (nadev): _____, _____, _____, _____ or _____?
- c) The Germans like drinking _____ and eating _____.
- d) Dishes are seasoned with different _____.
- e) A popular British breakfast is _____ and _____.
- f) _____ is often served as a dessert (poobedek).
- g) For the main course (glavna jed), guests like to order _____ with _____ as a side dish (priloga) and a _____ salad.
- h) As a snack, we can eat: a _____, some _____ or _____.
- i) Doctors say that a glass of _____ is good for our health.
- j) Do you drink sparkling (gaziran) or still (negaziran) _____ _____?
- k) In England, a cup of _____ is usually drunk in the afternoon.

3. 2 GRAMMAR: The plural of nouns (Množina samostalnikov):

The plural of nouns

-is formed by adding **-s**, **-es** (if the word ends in -ss, -ch, -x, o, -sh) or **-ies** (if the noun ends in a consonant + y) to the noun in singular:

one apple – two apples


one peach – two peaches

one cherry – two cherries.


Exercises:


1. Where are they from? Od kod so?


Example: These  bananas are from Brazil.


a) These  _____ are from Spain.

b) These  _____ are from New Zealand.

c) These  _____ are from our field.

d) These  _____ are from China.

e) These  _____ are from Greece.

f) These  _____ are from Mazedonia.

2. Which vegetables and fruit (use the plural form) do you see in the picture below? If there are any new words, use a dictionary. Katero zelenjavo in sadje (uporabi množinsko obliko) vidiš na sliki spodaj? Nove besede poišči v slovarju.



3. 3 GRAMMAR: Present Continuous Tense

Present Continuous Tense

- is used for actions going on at the moment of speaking (What are you doing now?), for activities going on in a limited period including the present moment, but they are not necessarily happening at the moment of speaking (He's building a house.) and temporary activities (Peter is a student, but he is working as a waiter during the holidays). Uporablja se za dejanja, ki se odvijajo v trenutku govorjenja (Kaj delaš sedaj?), za dejanja, ki se odvijajo v omejenem obdobju, ki vključuje sedanji trenutek, čeprav ni nujno, da se dejanja odvijajo v trenutku govorjenja (On gradi hišo.) ter za začasna dejanja (Peter je študent, ampak med počitnicami dela kot natakár).

- formation:

+ I **am cleaning** / you (we, they) **are cleaning** / he (she, it) **is cleaning** (*cut – cutting¹, make – making²*)

? **Am I cleaning?** / **Are** you (we, they) **cleaning** / **Is** he (she, it) **cleaning?**

- I **am not (I'm not) cleaning** / You (we, they) **are not (aren't) cleaning** / He (she, it) **is not (isn't) cleaning**

1 Verbs of **one syllable**, with one vowel and one consonant (except w and y), **double the consonant**: cut – cutting, dig – digging; play – playing, show – showing.

2 Verbs that end in **one –e**, lose **the –e**: come – coming, verbs that end in two –ee, don't drop an –e: see – seeing.

- **typical adverbs of time**: now, at the moment, at present, Look!, Listen!

<p>legend: + the affirmative form - the negative form ? the interrogative form</p>
--

Exercises:

1. Look at the picture. Jill and Jack are in the kitchen. Oglej si sliko. Jill in Jack sta v kuhinji.

a) Tell what Jill / Jack is doing / they both are doing at the moment. Povej, kaj Jill / Jack dela / obadva delata ta trenutek.



Example: work in the kitchen: Jill and Jack are working in the kitchen.

a) hold the mixer: _____

b) wear an apron: _____

- c) wear a cap: _____
 d) wear kitchen gloves: _____
 e) pour water in the bowl: _____
 f) make dough (testo): _____
 g) help each other: _____

b) Answer the questions about Jill and Jack, using short and full answers. Odgovori na vprašanja o Jill in Jacku s kratkimi in dolgimi odgovori.

Examples:

- ✚ Are they putting the ingredients (sestavine) into the mixer?
 - Yes, they *are*. / Yes, they *are putting* the ingredients into the mixer. _____
 ✚ Are they baking?
 - No, they *aren't*. / No, they *aren't baking*. _____

- a) Are they mixing the ingredients?

 b) Are they making dough?

 b) Are they washing the dishes?

 c) Are they working carefully?

2. You can make really good pancakes. Your friends would like to know how you prepare them. You are explaining them your recipe as if you were making them at this moment. For new words, use a dictionary. Napraviti znaš zelo dobre palačinke. Tvoji prijatelji bi radi vedeli, kako jih pripravljaš. Razlagaš jim svoj recept tako, kot bi jih delal sedaj. Pomen novih besed poišči v slovarju.

Ingredients:

- 2 cups all-purpose flour
- 2 1/2 teaspoons baking powder
- 3 tablespoons sugar
- 1/2 teaspoon salt
- 2 large eggs
- 1 1/2 to 1 3/4 cups milk
- 2 tablespoons melted butter

Preparation:

Sift (stresti) together flour, baking powder, sugar and salt. In a separate bowl, whisk (stepsti) together the eggs and 1 1/2 cups of milk; add (dodati) to flour mixture and stir (mešati) only until smooth. Blend in (vmešati) melted butter. Add (dodati) a little more milk. Cook (kuhati) until bubbly, a little dry around the edges, and lightly browned on the bottom; turn (obrniti) and brown (popeči) the other side. Recipe for pancakes serves 4.

Example:

I am sifting together flour, baking powder, sugar and salt. In a separate bowl, I am whisking together...


Enjoy your meal!



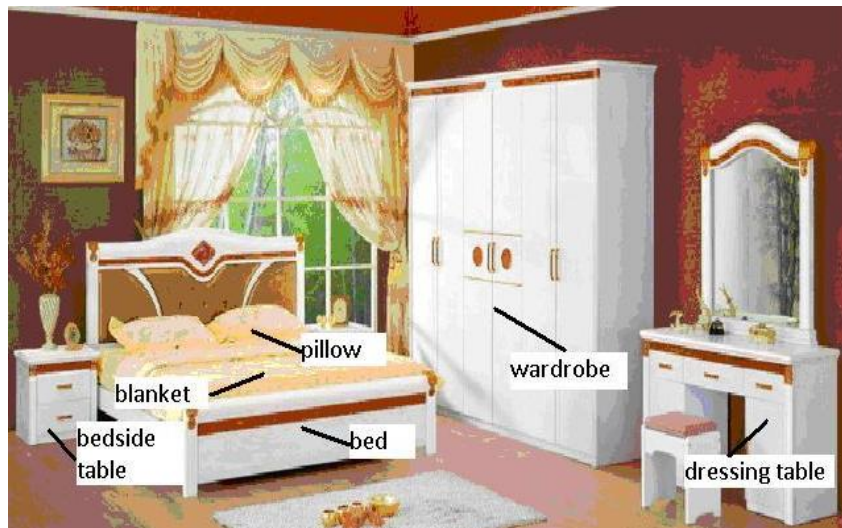
4. Cleaning and maintenance of rooms and clothes (Čiščenje in vzdrževanje prostorov ter oblačil)

4.1 Vocabulary

What's in the living room? (Kaj je v dnevni sobi?)



What's in the bedroom? (Kaj je v spalnici?)



What's in the bathroom? (Kaj je v kopalnici?)



Working clothes and household appliances (Delovna oblačila in gospodinjski aparati):

gloves (rokavice)

working shoes (delovni čevlji)

broom (metla)

dust-pan and brush (smetišnica in metlica)

bucket (vedro)

ladder (lestev)

mop (brisalo z držajem za pranje tal)

cleaning cloth (krpa za čiščenje)

floor-polish (loščilo za tla)

hoover / vacuum cleaner (sesalnik)

washing powder (pralni prašek)

clothes-peg (kljukica za perilo)

fabric softener (mehčalec za perilo)

ironing board (deska za likanje)

iron (likalnik)

washing machine (pralni stroj)

tumble-dryer (sušilnik za perilo)

sewing machine (šivalni stroj)

Garden tools (Vrtno orodje):

rake (grablje)

fork (vile)

spade (lopata)

hoe (motika)

dibble (sadirni klin)

saw (žaga)

wheelbarrow (samokolnica)

mower (kosilnica za trato)

garden hose (cev za zalivanje vrta)

watering can (vedro za zalivanje rož)

trailer (prikolica)

tractor (traktor)

Daily chores (Dnevna opravila):

To wash the dishes (pomiti posodo)

To dry up the dishes (pobrisati posodo)

To Hoover / vacuum (sesati)

To dust (obrisati prah)

To clean the floor (počistiti tla)

To iron (likati)

to make the bed (postlati posteljo)

to empty the rubbish bin (izprazniti koš za smeti)

to do the laundry (oprati perilo)

to sweep the yard (pomesti dvorišče)

to water the flowers (zaliti rože)

to clean the windows (očistiti okna)

Clothes are made of different types of materials (Oblačila so izdelana iz različnih vrst materialov):

silk (svila)

velvet (žamet)

denim (bombažno blago za kavbojke)

cotton (bombaž)

flax (lan)

wool (volna)

leather (usnje)

nylon, polyester, lycra: artificial fibres (umetna vlakna)

Expressions:

- It is getting dark. Can you **CLOSE THE CURTAINS**, please? – Yes, of course. And I will **SWITCH** the light **ON**.

- Where is room 25? – Your room is **ON THE FIRST / SECOND / THIRD FLOOR**. **TAKE THE LIFT**. It's **OVER THERE**.

- **WOULD YOU LIKE TO HAVE** a room service? – Yes, please.

- **CAN** this jacket **BE CLEANED** in the washing machine? – Read **THE INSTRUCTIONS ON THE LABEL**.

Exercises:

1. Unscramble the words and complete the sentences. Dešifriraj besede in dopolni povedi.

a) DOBRAWER

b) SCURIPET

c) RAIMARCH

d) PLAM

e) SLIPLOW

f) GRU

g) FELSHBKOO

h) FFOCEE LETAB

i) FOSA

j) DEB

k) KLANBETS

l) SSREDING LETAB

m) SAVE

The clothes are in the _____.

There are three _____ in the living room.

The _____ is very comfortable.

There is a _____ on the bedside table.

The guests sleep well because the _____ are very soft.

There is a warm _____ in front of the bed.

There are 27 books on this _____.

There are two cups with saucers on the _____.

This _____ is very comfortable.

Most bedrooms have a double _____.

Beds are covered with _____.

There is usually a mirror in front of a _____.

There is a bunch of flowers in a _____.

2. Look at the pictures and do the crossword. Oglej si slike in reši križanko.

1 2 3
 4 _ _ _ _ _
 5 _ _ _ _ _



1



2



3



4



5

3. What do you need for...? Write the names of the objects. Kaj potrebuješ za...? Napiši imena predmetov.

Example: For cleaning the floor I need a mop.

- a) To protect my hands at cleaning I need _____
- b) To do the laundry we need _____
- c) To dry the clothes I need _____
- d) To sew an apron I need _____
- e) To dust the floor I need _____
- f) To vacuum the apartment I need _____
- g) To iron a creased shirt I need _____
- h) To sweep the yard I need _____
- i) To polish the floor I need _____

4. Which tools do these letters make? The remainings letters spell out a sentence. Katera orodja se skrivajo za temi črkami? Preostale črke tvorijo poved.

sawtheyrakecanhoebespadeallglovesusedwheelbarrowintractorthemowergardenwateringcan

5. Guess what kind of material is normally used for these clothes. Ugani, katera vrsta materiala se navadno uporablja za ta oblačila.

Example: A pullover is usually made of wool.

- a) A T-shirt is normally made of _____.
- b) Jeans are made of _____.
- c) Trousers made of _____ are very warm.
- d) _____ jackets are very popular among young people.
- e) An expensive evening dress is often made of _____.
- f) Underwear made of _____ is cheap.

6. These letters stand for different clothes sizes. Do you know for which ones? Te črke označujejo različne velikosti oblačil. Katere velikosti pomenijo?



7. The meanings of these pictures are connected with the instructions for cleaning clothes. Match the English expressions with the corresponding Slovene ones (use a dictionary, if necessary). Pomeni teh slik so povezani z navodili za čiščenje oblačil. Poveži angleške izraze s slovensko razlago piktogramov (po potrebi uporabi slovar).

Example: ne likati – do not iron

a) temperatura vode pri pranju:

b) dovoljena uporaba belila:

c) prepovedana uporaba belila:

d) ne prati v pralnem stroju:

e) ne prati:

f) prati s kratkimi programi, za občutljivo perilo:

g) primerno za sušilni stroj:

h) ne sušiti v sušilnem stroju:

i) izobesiti brez centrifugiranja:

j) dovoljeno likati pri visoki temperaturi:

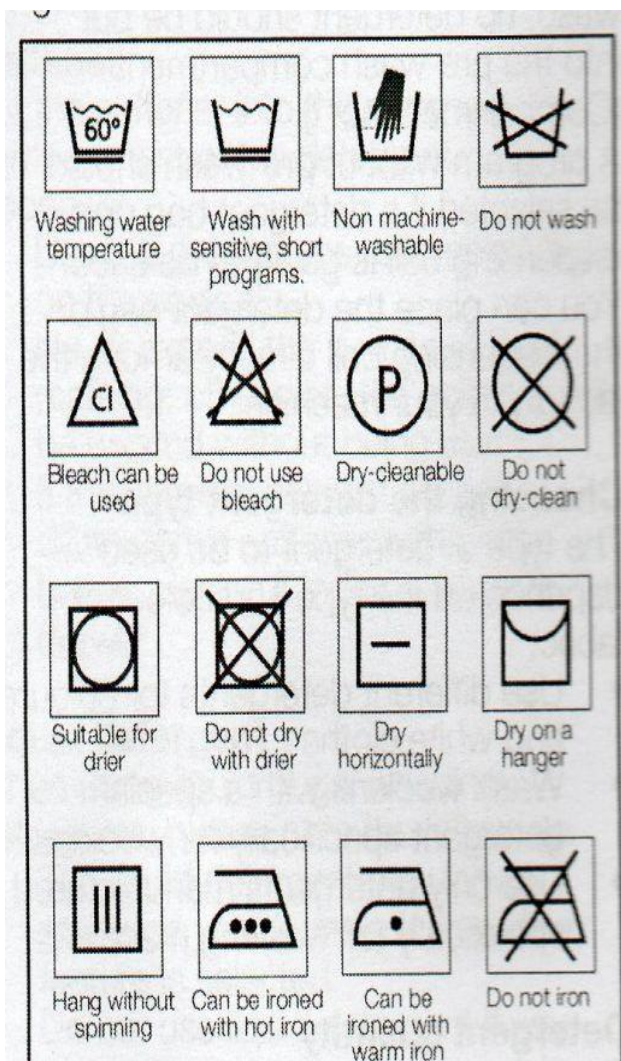
k) dovoljeno likati pri zmerni temperaturi:

l) sušiti vodoravno:

m) sušiti na obešalniku:

n) kemično čiščenje:

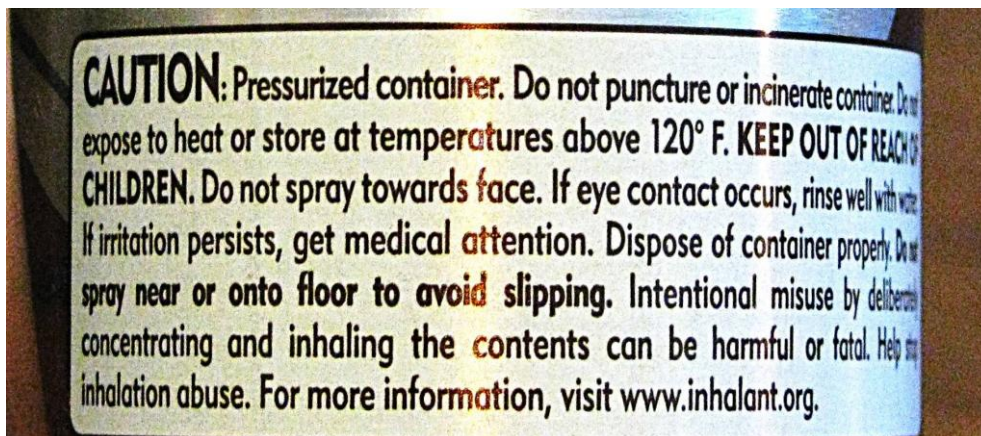
o) ne čistiti kemično:



8. What is the meaning of this label (if necessary, use a dictionary)? Which machine could it be connected with? Kakšen je pomen te nalepke (po potrebi uporabi slovar)? S katero napravo bi lahko bila povezana?



9. Working in groups, try to find out the basic meaning of this warning label (if necessary, use a dictionary). V skupinah, poskusite ugotoviti osnovni pomen te opozorilne nalepke (po potrebi uporabite slovar).



4. 2 GRAMMAR: Question words (vprašalnice):

Question words:

what (kaj), **where** (kje), **who** (kdo), **why** (zakaj), **how** (kako), **when** (kdaj), **how often** (kako pogosto), **how much / how many** (koliko).



What do you need? – A rake.

Where is the rake? – In the garden shed.

Why do you need the rake? – To rake the dead leaves.

Who will help you? – Some friends of mine.

How many (števnici samostalnik) **friends** will help you? – At least three.

How will you put the leaves on the wheelbarrow? – With a spade.

When will you clean the path? – This afternoon.

How often do you usually do it? – Once a week.

How much (neštevnici samostalnik) does it take you? – Half an hour.

Exercises:

1. Match the question words with the answers. Poveži vprašalnice z odgovori.

What ?	Not a lot of time.
Where ?	A Hoover.
Who ?	To clean the room.
Why ?	In the room.
How ?	This morning.
When ?	Quickly.
How often ?	A maid.
How much (time)?	Ten.
How many (minutes)?	Once a week.

2. Read the sentences. Answer the questions. Preberi povedi. Odgovori na vprašanja.

Yesterday I and my mother worked in the garden. I watered the flowers and my mother carefully sowed two packets of lettuce. She usually sows lettuce twice a year: in the spring and in the autumn because we like to eat home-grown vegetable.

Example: *Where* did you work yesterday? – In the garden.

- Who* did you work with? _____
- What* did you do? _____
- What* did your mother do? _____
- How many packets of lettuce* did she sow? _____
- How* did she do it? _____
- How often* does she sow lettuce? _____
- When* does she usually sow lettuce? _____
- Why* does she sow lettuce? _____

4. 3 GRAMMAR: Past Simple Tense

Past Simple Tense

- is used for **completed activities which took place at a definite time in the past** (The doctor came at five o'clock.) **and actions that followed each other** (I worked all morning: I made the beds, did some hoovering and dusting and watered the flowers). Uporablja se za zaključena dejanja, ki so se zgodila ob določenem času v preteklosti (Zdravnik je prispel ob petih.) in za dejanja, ki so si sledila (Delal sem vse jutro: postlal sem postelje, posesal in pobrisal prah ter zalil rože).

- **formation:**

a) **regular verbs** (pravilni glagoli):

+ I (he, she, it, we, you, they) **worked** (*tried*¹, *stopped*²)

- **Did** I work?

? I **did not** (*didn't*) work

b) **irregular verbs** (nepravilni glagoli):

+ I (he, she, it, we, you, they) **ate**

- **Did** I eat?

? I **did not** (*didn't*) eat

1 Verbs that end in a **consonant + y**, change **y** to **-ied**, e. g.: **try** – he **tried**, **cry** – **cried**, but verbs that end in a vowel + y only add **-d**, e.g.: **play** – she **played**, **stay** – **stayed**.

2 Verbs of **one syllable** (with one vowel and one consonant), **double the consonant**: **stop** – **stopped**, **nod** – **nodded**.

- **typical adverbs of time:** **at five o'clock, two hours ago, yesterday, last week / month / year, while she was a child...**

legend: + the affirmative form
- the negative form
? the interrogative form

Some irregular verbs:

Infinitive + prevod	Past Tense	Past Participle
be (biti)	was, were	been
begin (začeti)	began	begun
break (zlomiti)	broke	broken
bring (prinesti)	brought	brought
choose (izbrati)	chose	chosen
come (priti)	came	come
cut (rezati)	cut	cut
dig (kopati)	dug	dug
do (delati)	did	done
drive (peljati)	drove	driven
find (najti)	found	found
get (dobiti)	got	got
give (dati)	gave	given
make (narediti)	made	made
mow (kositi)	mowed	mown / mowed

Infinitive + prevod	Past Tense	Past Participle
put (položiti)	put	put
say (reči)	said	said
saw (žagati)	sawed	sawn / sawed
see (videti)	saw	seen
sew (šivati)	sewed	sewn / sewed
shrink (skrčiti se)	shrank	shrunk
sow (sejati)	sowed	sown / sowed
speak (govoriti)	spoke	spoken
sweep (pomesti)	swept	swept
take (vzeti)	took	taken
tell (povedati)	told	told
think (misliti)	thought	thought
throw (vreči)	threw	thrown
wear (nositi)	wore	worn
write (pisati)	wrote	written


Exercises:


1. Yesterday you had to help in the kitchen and clean the guest rooms. Tell what you did, using the verbs in the Past Simple Tense. Včeraj si moral pomagati v kuhinji in počistiti sobe za goste. Povej, kaj si napravil, s tem da uporabiš glagole v Past Simple Tenseu.

Yesterday I came (come) to school at 7 o'clock. I _____ (begin) to work in the kitchen. First, I _____ (wash) and _____ (dry up) the dishes and _____ (put) them into cupboards. Then I _____ (choose) some table cloths and _____ (iron) them. After that, I _____ (hoover) the rug and _____ (dust) the shelves in the guest rooms. Then I _____ (sweep) the balconies, _____ (clean) the windows and _____ (water) the flowers. I also _____ (put) some cold drinks in the mini-bars and _____ (check) if the hairdryers _____ (be) in the bathrooms. Finally, I _____ (empty) the rubbish bins and I _____ (make) the beds. The work _____ (take) me four hours.

2. Ask your friend what he / she did during his / her practical work. Complete some of your questions and write his / her short and full answers. Vprašaj prijatelja / ico, kaj je delal / a na praksi. Dopolni nekaj svojih vprašanj in napiši njegove / njene kratke in dolge odgovore.

Example: *Did you Hoover the rug?*

 Yes, I did. / Yes, I hoovered the rug.

 No, I didn't. / I didn't Hoover the rug.

a) *Did you* _____ ? - _____

b) *Did you* _____ ? - _____

c) *Did you* _____ ? - _____

d) *Did you* _____ ? - _____

e) *Did you* _____ ? - _____

f) *Did you* _____ ? - _____

g) *Did you work* in the garden? – Yes, _____

h) *Did you sow* any flowers? – No, _____

i) *Did you saw* any branches? – No, _____

j) *Did you mow* the grass on the school lawn? – Yes, _____

k) *Did you throw* the grass on the compost heap? – Yes, _____

l) *Did you write* a report about your practical work? Yes, _____

4. 4 GRAMMAR: Will Future Tense

Will Future Tense

- **is used for actions or states which do not depend on any person's will** (Tomorrow will be Tuesday.) **and for actions for which we decide at the moment of speaking** (Oh, I forgot about Jill's birthday. I will send her a card tomorrow.) Uporablja se za dejanja ali stanja, ki so neodvisna od človekove volje (Jutri bo torek.) in za dejanja, za katera se odločimo v trenutku govorjenja (Joj, pozabil se na Jillin rojstni dan. Jutri ji bom poslal voščilnico.)

- formation:

+ I (he, she, it, we, you, they) **will** cook

? **Will** I (he, she, it, we, you, they) cook?

-I (he, she, it, we, you, they) **will not (won't)** cook

- **typical adverbs of time:** tomorrow, next week / month / year, in 3 days' time, in 2014...

legend: + the affirmative form
- the negative form
? the interrogative form

Exercises:

1. Tomorrow you are going to make practice in the school garden. Your teacher is telling you what you will have to do. Complete the teacher's sentences, using Will Future Tense. Jutri boš opravljal prakso na šolskem vrtu. Učitelj ti pripoveduje, kaj boš moral storiti. Dopolni učiteljeve povedi z glagoli v Will Future Tenseu.

» First, you will put on (put on) the gloves and working shoes. You _____ (sweep) the yard. Then you _____ (take) the mower and you _____ (mow) the grass. Afterwards you _____ (look for) the garden hose and _____ (water) the roses, _____ (cut) two or three of them and _____ (bring) them into the dining room. Having finished that, you _____ (dig) a hole and _____ (plant) an apple tree. Then you _____ (take) the rake and _____ (rake) the leaves on the gravel path. Finally, you _____ (fetch) the spade and _____ (put) the leaves with it on the wheelbarrow.

2. Look at the picture. Try to explain, using Will Future Tense, how you will clean this piece of clothing, according to the material it is made of (if necessary, use a dictionary). Oglej si sliko. Poskusi razložiti, v Will Future Tenseu, kako boš očistil to oblačilo, glede na material, iz katerega je narejeno (po potrebi uporabi slovar).



5. Answers (Rešitve nalog)

1 Kitchen machines and kitchen utensils

Vocabulary

Exercise 1:

Kitchen machines: stove, sink, fridge, oven, microwave, kitchen ventilation, dishwasher
The question: Do you know how to use them?

Exercise 2:

Kitchen utensils: scales, plate, ladle, pot, dishcloth, lid, rolling pin, bowl, food processor, colander

The sentences: Where are they? – They are in the cupboards.

Exercise 3:

The three words: spoon, fork, knife.

The word that describes them: cutlery.

Exercise 4:

I need: a plate, a fork, a knife, a table cloth, a vase with flowers, a napkin, a spoon.

Exercise 5:

1 scales, 2 cupboards, 3 tray, 4 oven, 5 kettle, 6 plate, 7 grater.

Exercise 6:

- a) a fork, a knife, a plate
- b) a dishwasher / washing-up liquid and a sponge
- c) a mixer
- d) scales
- e) tea towels
- f) an oven glove
- g) a bottle opener
- h) a baking dish
- i) a chopping board
- j) a cup and a saucer
- k) a colander
- l) a grater
- m) a ladle
- n) a rolling pin
- o) a frying pan
- p) a toaster
- q) a waste bin
- r) a napkin
- s) a kitchen ventilation

Exercise 7:

Wrong sentences:

- c) The freezer is colder than the fridge.
- e) I use a kettle for making tea.
- f) Kitchen ventilation is usually above the stove.

- g) The microwave is used for warming up food. / The fridge is used for cooling food.
- j) I use a teaspoon /a small spoon to stir the drink.
- l) The sink is used for washing the dishes. / The stove is used for cooking.
- o) A cook is a person who works in the kitchen.
- p) We put bread in a bread bin. / We put waste in a waste bin.

Grammar - Prepositions

Exercise 1

- a) in
- b) between
- c) under, under
- d) above
- e) in front of / next to / beside / near
- f) around
- g) on
- h) in
- i) next to / near / beside / behind
- j) in front of / next to / beside / near

Exercise 2

- a) risba: ponev na štedilniku
- b) risba: dve polici s kozarci nad pomivalnim koritom
- c) risba: čistilo za posodo zraven pomivalnega korita
- d) risba: mikrovalovna pečica na delovnem pultu pod kuhinjskimi omaricami
- e) risba: pomivalni stroj med štedilnikom in hladilnikom
- f) risba: štirje stoli okrog mize
- g) risba: kuhar stoji pred mizo
- h) risba: mačka gleda izza vrat

Grammar – Present Simple Tense

Exercise 1

am, am, want, enjoy, like, do, put on, start, peel, cut, give, pour, put, switch, stir, add, cover, don't do, helps, take, serve, prepare, wipe, clean

Exercise 2

is, is, wants, enjoys, likes, does, puts on, starts, peels, cuts, gives, pours, puts, switches, stirs, adds, covers, doesn't do, helps, takes, serves, prepares, wipes, cleans

2 Food and drink

Vocabulary

Exercise 1

Fruit: pear, banana, apple, strawberries, hazelnut, peach, water melon, kiwi, apricot, fig, melon

Vegetables: potatoes, onions, garlic, carrots, peas, tomatoes, cabbage, mushrooms, pumpkin, turnip, pepper, beet, aubergine, parsley

Exercise 2

The six words: ice-cream, cake, tart, pastry, biscuits, chocolate
The question: Have you got a sweet tooth?

Exercise 3:

The four words: cheese, yoghurt, curd cheese, cream
Nadpomenka: dairy products

Exercise 4

- a) coke
- b) milk
- c) coffee
- d) tea
- e) beer
- f) wines

Exercise 5

Dešifrirane besede po zaporednem vrstnem redu: beer, coffee, rice, pasta, wine, beans, cake, potatoes, onions, fish, pastry, banana, carrot, beef, chicken, buns, orange, cucumber
DRINK: beer, coffee, wine
COOK: rice, beans, pasta
CHOP: onions, carrot, beef
PEEL: banana, orange, cucumber
FRY: fish, chicken, potatoes
BAKE: cake, buns, pastry

Exercise 6

- a) sweet
- b) sour
- c) spicy
- d) salty
- e) hot
- f) greasy

Exercise 7

four cans / bottles of cola, three packets of cigarettes, two bottles / cans / crates of beer, a jar of honey, a jar of jam, two packets of butter, a big tube of toothpaste, five tins of sardines, a packet / a bag of washing powder, a bar of chocolate, two loaves of bread

Exercise 8

- a) cheese
- b) sugar
- c) a fruit
- d) vinegar
- e) sweet
- f) delicious
- g) baking cakes
- h) squids
- i) hamburger
- j) with cooking recipes

Exercise 9

- a) Pizza, pasta /spaghetti
- b) e. g. cheese, ham, tomatoes, mushrooms, an egg
- c) beer, sausages
- d) seasonings / spices
- e) ham, eggs
- f) Ice-cream / Cake
- g) e. g. a pork / turkey steak, potatoes / rice, mixed
- h) e. g. sandwich, biscuits / cake, fruit
- i) wine
- j) mineral water
- k) tea

Grammar – The plural of nouns

Exercise 1

- a) oranges
- b) kiwis
- c) potatoes
- d) mushrooms
- e) strawberries
- f) tomatoes

Exercise 2

potatoes, cucumbers, tomatoes, lettuce, cabbage, potatoes, bananas, cauliflower, peppers, carrots, grapes, plums, apples, lemons

Grammar – Present Continuous Tense

Exercise 1

a)

- a) Jill is holding a mixer.
- b) Jill is wearing an apron.
- c) Jill is wearing a cap.
- d) Jack is wearing kitchen gloves.
- e) Jack is pouring water into the bowl.
- f) They are making dough.
- g) They are helping each other.

b)

- a) No, they aren't. / They aren't mixing the ingredients.
- b) Yes, they are. / They are making dough.
- c) No, they aren't. / No, they aren't washing the dishes.
- d) Yes, they are. / Yes, they are working carefully.

Exercise 2

I am sifting ..., ... I am whisking ..., ... I am adding..., ... I am stirring ..., I am blending ...,
I am adding ..., I am cooking ..., I am turning ..., I am browning ...

3. Cleaning and maintenance of rooms and clothes

Vocabulary

Exercise 1

- a) wardrobe
- b) pictures
- c) armchair
- d) lamp
- e) pillows
- f) rug
- g) bookshelf
- h) coffee table
- i) sofa
- j) bed
- k) blankets
- l) dressing table
- m) vase

Exercise 2

1 shower, 2 bath, 3 mirror, 4 washbasin, 5 toilet

Exercise 3

- a) gloves
- b) a washing machine / washing powder and a washing bowl
- c) a tumble-dryer / a stand
- d) a sewing machine / a needle and thread
- e) a dust-pan and brush
- f) a vacuum cleaner / a Hoover
- g) an iron, an ironing board
- h) a broom
- i) floor-polish and a cleaning cloth

Exercise 4

The tools: saw, rake, hoe, spade, gloves, wheelbarrow, tractor, mower, watering can

The sentence: They can be all used in the garden.

Exercise 5

- a) cotton
- b) denim
- c) velvet
- d) Leather
- e) silk
- f) artificial fibres

Exercise 6

XS – extra small (izredno majhen)

S – small (majhen)

M – medium (sreden)

L – large (velik)

XL – extra large (izredno velik)

Exercise 7

- a) washing water temperature
- b) bleach can be used
- c) do not use bleach
- d) non machine-washable
- e) do not wash
- f) wash with sensitive, short programmes
- g) suitable for dryer
- h) do not dry with dryer
- i) hang out without spinning
- j) can be ironed with hot iron
- k) can be ironed with warm iron
- l) dry horizontally
- m) dry on a hanger
- n) dry-cleanable
- o) do not dry-clean

Exercise 8

There is a warning on the label (caution) - you should disconnect the machine (by pulling the plug from the socket) from electricity before you clean it or service it. Na nalepki je opozorilo (previdnost) - preden čistiš ali servisiraš napravo, jo moraš odklopiti od električne napeljave (s tem da izvlečeš vtikač iz vtičnice). It could be connected with a Hoover, an iron... with a device that needs electricity to work. Lahko je povezana s sesalnikom, likalnikom..., z napravo, ki potrebuje elektriko, da deluje.

Exercise 9

Previdnost: Posoda pod pritiskom. Ne prebadaj ali ne sežigaj posode. Ne izpostavljaljaj je vročini ali hrani pri temperaturah nad 120 ° F. DRŽATI IZVEN DOSEGA OTROK. Ne pršiti proti obrazu. Pri stiku z očmi, dobro izperi z vodo. Če se draženje nadaljuje, poišči zdravniško pomoč. Posodo odvrzi pravilno. Ne prši blizu tal ali na tla, da se izogneš drsenju. Namerna zloraba preko namenskega koncentriranja in vdihovanja vsebine je lahko škodljiva ali smrtna. Pomagaj ustaviti zlorabo vdihovanja. Za več informacij obišči www.inhalant.org.

Grammar – Question words

Exercise 1

- What? – A Hoover.
- Where? – In the room.
- Who? – A maid.
- Why? – To clean the room.
- How? – Quickly.
- When? – This morning.
- How often? – Once a week.
- How much (time)? – Not a lot of time.
- How many (minutes)? – Ten.

Exercise 2

- a) My mother.
- b) I watered the flowers.
- c) She sowed the lettuce.

- d) Two.
- e) Carefully.
- f) Twice a year.
- g) In the spring and in the autumn.
- h) Because we like home-grown vegetable.

Grammar – Past Simple Tense

Exercise 1

began, washed, dried up, put, chose, ironed, hoovered, dusted, swept, cleaned, watered, put, checked, were, emptied, made, took

Exercise 2

- g) Yes, I did. / Yes, I worked in the garden.
- h) No, I didn't. / I didn't sow any flowers.
- i) No, I didn't. / I didn't saw any branches.
- j) Yes, I did. / Yes, I mowed the school lawn.
- k) Yes, I did. / I I threw the grass on the compost heap.
- l) Yes, I did. / Yes, I wrote the report about my practical work

Grammar – Will Future Tense

Exercise 1

will sweep, will take, will mow, will look for, will water, will cut, will bring, will dig, will plant, will take, will rake, will fetch, will put

Exercise 2

This clothing is made of nylon and polyamide, of artificial fibres. I will wash it in the washing machine at 30 °C. For persistant stains I will use detergent. I will not iron it and I will not use bleach. I also will not get it dry-cleaned.

6. Literature (Literatura):

1. McCarthy M., O'Dell F.: **English Vocabulary in Use, Elementary**, Cambridge University Press, 2010
2. McCarthy M., O'Dell F.: **English Vocabulary in Use, Upper-intermediate**, Cambridge University Press, 2010
3. Carter P.: **English with games and activities**, ELI s. r. l., 2003
4. Soars, L. and J.: **New Headway Intermediate, Student's book**, Oxford University Press, 2009
5. Blaganje D., Konte I.: **Modern English Grammar**, Državna založba Slovenije, Ljubljana, 1987
6. Komac P.: **Angleška slovnica po naše**, Cankarjeva založba, Ljubljana, 1987
7. Hornby A. S. : **Oxford advanced Learner's Dictionary of Current English**, Oxford University Press 1974
8. The Fachredaktionen of the Bibliographisches Institut, Mannheim, and the Modern Languages Department of George G. Harrap & Company Ltd, London: **The English Duden, A pictorial dictionary**, Bibliographisches Institut AG, Mannheim, 1960
9. Bolko A., Doberšek H., Kogej M., Mrak M., Sužnik M., Viher M., Vovk M., Vukoslavović N., Vukoslavović T.: **Splošni angleško-slovenski slovar**, Založba Rokus Klett, d. o. o., Ljubljana, 2008
10. Peče M., Grom N., Dintinjana J. M., Kapun U., Podgrajšek R., Lončarević A., Horvat M., Petrič J.: **Splošni slovensko-angleški slovar**, Založba Rokus Klett d. o. o., Ljubljana, 2009
4. M. McCarthy, F. O'Dell: **English Vocabulary in Use, Elementary**, Cambridge University Press, 20105.

7. The sources of pictures (Viri slik):

Kitchen machines and kitchen utensils

http://www.google.si/imgres?imgurl=http://swix25.blog.siol.net/files/2008/07/215.JPG&imgrefurl=http://swix25.blog.siol.net/2008/07/08/kuhinja-2/&usq=__orEbWPhBdDBGPtQqAFOf1fy9zZQ=&h=720&w=1244&sz=132&hl=sl&start=60&zoom=1&tbnid=BmK-iqCkwJ_ZOM:&tbnh=116&tbnw=201&ei=T-QSTr6uPI_RsgaF5bDpDg&prev=/search%3Fq%3Dkuhinja%26hl%3Dsl%26biw%3D1272%26bih%3D787%26gbv%3D2%26tbm%3Disch&itbs=1&biw=1272&bih=787&iact=rc&dur=187&page=4&ndsp=20&ved=1t:429,r:2,s:60&tx=101&ty=48, 28. 6. 2011

http://www.google.si/search?hl=sl&biw=1024&bih=599&gbv=2&tbm=isch&sa=1&q=ko%25%A1+za+smeti&oq=ko%25%A1+za+smeti&aq=f&aqi=g1&aql=undefined&gs_sm=e&gs_upl=2152971220969101181151018181015941195510.1.1.3.0.117, 28. 6. 2011

http://www.google.si/imgres?imgurl=http://www.mega-sisak.com/wp-content/uploads/2008/11/krpe.jpg&imgrefurl=http://www.mega-sisak.com/%3Fpage_id%3D456&usq=__XciQaqkkdMJhZkuhpbvrxd_fuc=&h=200&w=170&sz=8&hl=sl&start=0&sig2=G3ojTFeqq-4zOf0Ps6mgXg&zoom=1&tbnid=jD6BVfmTi3V-jM:&tbnh=143&tbnw=122&ei=UoIJTuHGEIOl8QP3vqiTAQ&prev=/search%3Fq%3Dkuhinjska%2Bkrpa%26hl%3Dsl%26biw%3D1024%26bih%3D599%26gbv%3D2%26tbm%3Disch&itbs=1&iact=rc&dur=966&page=1&ndsp=13&ved=1t:429,r:1,s:0&tx=60&ty=65&biw=1024&bih=599, 28. 6. 2011

http://www.google.si/imgres?imgurl=http://ec2.images-amazon.com/images/P/B000E8VAAW.01_AA280_SCLZZZZZZZ_.jpg&imgrefurl=http://www.stylehive.com/shop-oven&usq=__KEEhyWH-982ICBmYxkE3dsXod5E=&h=280&w=280&sz=13&hl=sl&start=15&sig2=yyKJl6wVruq1DbWFiM_sYA&zoom=1&tbnid=t_efbp95kYgnaM:&tbnh=132&tbnw=129&ei=wIIJTUQOIOY8QOfxJmgAQ&prev=/search%3Fq%3Doven%2Bglove%26hl%3Dsl%26biw%3D1024%26bih%3D599%26gbv%3D2%26tbm%3Disch&itbs=1&iact=rc&dur=356&page=2&ndsp=18&ved=1t:429,r:11,s:15&tx=41&ty=50&biw=1024&bih=599, 28. 6. 2011

http://www.google.si/imgres?imgurl=http://www.independent.co.uk/multimedia/archive/00146/Untitled-1_146732t.jpg&imgrefurl=http://www.independent.co.uk/life-style/house-and-home/interiors/the-ten-best-kitchen-scales-1642711.html&usq=__dbV0cgozmvpb-zD86s7yqOW_kBs=&h=317&w=300&sz=8&hl=sl&start=0&sig2=XYEaOh8MJGzL7i8XfLPttg&zoom=1&tbnid=_HDCKMoZHyPqYM:&tbnh=144&tbnw=144&ei=IYMJTrOLI4i78gP-_4ieAQ&prev=/search%3Fq%3Dkitchen%2Bcales%26hl%3Dsl%26biw%3D1024%26bih%3D599%26gbv%3D2%26tbm%3Disch&itbs=1&iact=hc&vpx=131&vpy=72&dur=134&hovh=231&hovw=218&tx=126&ty=114&page=1&ndsp=15&ved=1t:429,r:0,s:0&biw=1024&bih=599, 28. 6. 2011

http://www.google.si/imgres?imgurl=http://www.babyearth.com/images/images_big/10-2285-01.jpg&imgrefurl=http://www.make-your-own-baby-stuff.com/baby-food-processor.html&usq=__DtB3DGhO3untWhbZEy7xKn4d3Zg=&h=333&w=500&sz=39&hl=sl&start=138&sig2=xwa-

688938.jpg&imgrefurl=http://www.strek-wholesale.com/products/%3Fdistributor%3Dprocter-and-gamble%26brand%3Dfairy%26product%3Dhome-care&usg=__4PZhlwewrPxXBZ9LEE9AxbnFosY=&h=250&w=250&sz=11&hl=sl&start=0&sig2=hZYFtg-HwulJmsgnleG27A&zoom=1&tbnid=zPbyVyxk5cj2DM:&tbnh=143&tbnw=131&ei=pIgJTtDhLlix8gPerrGeAQ&prev=/search%3Fq%3Dwashing-up%2Bliquid%26hl%3Dsl%26biw%3D1024%26bih%3D599%26gbv%3D2%26tbm%3Disch&itbs=1&iact=hc&vpx=134&vpy=87&dur=661&hovh=200&hovw=200&tx=107&ty=121&page=1&ndsp=17&ved=1t:429,r:0,s:0&biw=1024&bih=599, 28. 6. 2011

http://www.google.si/imgres?imgurl=http://partywarehouse.co.nz/zen/images/Wooden%2520Chopping%2520Board%2520Hire.jpg&imgrefurl=http://partywarehouse.co.nz/zen/chopping-board-wooden-1818.html&usg=__k8rR3OMpj53bRDIW9D2l2Ni99tY=&h=302&w=302&sz=6&hl=sl&start=0&sig2=CDhd_Bq0KiW_YyISwerX_A&zoom=1&tbnid=bJE6jVvf6vrmOM:&tbnh=132&tbnw=137&ei=IikJTrO3OYaZ8QP9kJWPAg&prev=/search%3Fq%3Dchopping%2Bboard%26hl%3Dsl%26biw%3D1024%26bih%3D599%26gbv%3D2%26tbm%3Disch&itbs=1&iact=rc&dur=609&page=1&ndsp=15&ved=1t:429,r:5,s:0&tx=85&ty=48&biw=1024&bih=599, 28. 6. 2011

http://www.google.si/imgres?imgurl=http://beer-brewing-equipment.com/wp-content/uploads/stainless%281%29.jpeg&imgrefurl=http://beer-brewing-equipment.com/stainless-steel-pots/&usg=__qU3t9yvFuM_0c4zOdCN6M8mA_IQ=&h=470&w=500&sz=27&hl=sl&start=0&sig2=Ld0ho_XAzJyrVp5rbyOdXw&zoom=1&tbnid=B9vHvbNd_Z2PpM:&tbnh=143&tbnw=150&ei=iYkJTu7lJYKr8QP40IGEAQ&prev=/search%3Fq%3Dpot%26hl%3Dsl%26biw%3D1024%26bih%3D599%26gbv%3D2%26tbm%3Disch&itbs=1&iact=hc&vpx=641&vpy=236&dur=736&hovh=218&hovw=232&tx=140&ty=128&page=1&ndsp=15&ved=1t:429,r:8,s:0&biw=1024&bih=599, 28. 6. 2011

http://www.google.si/imgres?imgurl=http://4.bp.blogspot.com/_nm9ySucveA8/TMWmdzdF5GI/AAAAAAAAAko/p9alVLV0nZg/s400/bowl.jpg&imgrefurl=http://31st-and-chi.blogspot.com/2010/10/bowl-cut.html&usg=__fAmQGhfrYbhafAYdJkXK8w6MZfc=&h=360&w=360&sz=19&hl=sl&start=0&sig2=O20JK97ESR1aFWVx5yt4Pg&zoom=1&tbnid=P8byrcZ8ViNcNM:&tbnh=139&tbnw=159&ei=KooJTuetLM3E8QO4oLSSAQ&prev=/search%3Fq%3Dbowl%26hl%3Dsl%26biw%3D1024%26bih%3D599%26gbv%3D2%26tbm%3Disch&itbs=1&iact=hc&vpx=363&vpy=72&dur=2501&hovh=225&hovw=225&tx=112&ty=124&page=1&ndsp=13&ved=1t:429,r:1,s:0&biw=1024&bih=599, 28. 6. 2011

http://www.google.si/imgres?imgurl=http://urdustar.com/home/attachments/home-tips/33249d1231587364-cup-saucer-1.jpg&imgrefurl=http://urdustar.com/home/home-tips/72354-cup-saucer.html&usg=__rVDRKepB48hwjk6nf76vZ3cjZtI=&h=327&w=396&sz=24&hl=sl&start=0&sig2=yA1MUznAaTVz6G4TcDH_Zg&zoom=1&tbnid=PLx0OXcH7cjTSM:&tbnh=139&tbnw=155&ei=nooJTm3OYib8QOSyNVt&prev=/search%3Fq%3Dcup%2Band%2Bsauce%26hl%3Dsl%26biw%3D1024%26bih%3D599%26gbv%3D2%26tbm%3Disch&itbs=1&iact=rc&dur=430&page=1&ndsp=14&ved=1t:429,r:11,s:0&tx=95&ty=73&biw=1024&bih=599, 28. 6. 2011

[http://www.google.si/imgres?imgurl=http://www.gatiexports.com/pcat-gifs/products-small/ss-
rice-collander-with-ss-h.jpg&imgrefurl=http://www.gatiexports.com/stainless-steel-kitchen-
utensils.html&usg=__yvxfTOMtaXe2gH9ZupMZietwJE=&h=225&w=250&sz=11&hl=sl&st
art=0&sig2=LX4Cs76DVxbZhx51xzSW0A&zoom=1&tbnid=xdTpmJDZMEKN1M:&tbnh=
148&tbnw=200&ei=6ooJTvTcMIPB8QOepuyHAQ&prev=/search%3Fq%3Dcollander%26hl
%3Dsl%26biw%3D1024%26bih%3D599%26gbv%3D2%26tbm%3Disch&itbs=1&iact=hc&
vpx=565&vpy=107&dur=795&hovh=180&hovw=200&tx=92&ty=101&page=1&ndsp=12&
ved=1t:429,r:2,s:0&biw=1024&bih=599, 28. 6. 2011](http://www.google.si/imgres?imgurl=http://www.gatiexports.com/pcat-gifs/products-small/ss-
rice-collander-with-ss-h.jpg&imgrefurl=http://www.gatiexports.com/stainless-steel-kitchen-
utensils.html&usg=__yvxfTOMtaXe2gH9ZupMZietwJE=&h=225&w=250&sz=11&hl=sl&st
art=0&sig2=LX4Cs76DVxbZhx51xzSW0A&zoom=1&tbnid=xdTpmJDZMEKN1M:&tbnh=
148&tbnw=200&ei=6ooJTvTcMIPB8QOepuyHAQ&prev=/search%3Fq%3Dcollander%26hl
%3Dsl%26biw%3D1024%26bih%3D599%26gbv%3D2%26tbm%3Disch&itbs=1&iact=hc&
vpx=565&vpy=107&dur=795&hovh=180&hovw=200&tx=92&ty=101&page=1&ndsp=12&
ved=1t:429,r:2,s:0&biw=1024&bih=599, 28. 6. 2011)

[http://www.google.si/imgres?imgurl=http://www.istockphoto.com/file_thumbview_approve/5
771278/2/istockphoto_5771278-new-wooden-spoon-isolated-on-a-white-
background.jpg&imgrefurl=http://www.istockphoto.com/stock-photo-5771278-new-wooden-
spoon-isolated-on-a-white-background.php&usg=__Cf-
aprf4TITLIFyBJ_KO6SswfQo=&h=253&w=380&sz=21&hl=sl&start=0&sig2=7F22vRSsui2
BdCot13zewg&zoom=1&tbnid=A3mB3cB3dKk3eM:&tbnh=142&tbnw=209&ei=yYsJTurN
Dsa38QP_rOySAQ&prev=/search%3Fq%3Dwooden%2Bspoon%26hl%3Dsl%26biw%3D10
24%26bih%3D599%26gbv%3D2%26tbm%3Disch&itbs=1&iact=rc&dur=421&page=1&nds
p=14&ved=1t:429,r:7,s:0&tx=80&ty=59&biw=1024&bih=599, 28. 6. 2011](http://www.google.si/imgres?imgurl=http://www.istockphoto.com/file_thumbview_approve/5
771278/2/istockphoto_5771278-new-wooden-spoon-isolated-on-a-white-
background.jpg&imgrefurl=http://www.istockphoto.com/stock-photo-5771278-new-wooden-
spoon-isolated-on-a-white-background.php&usg=__Cf-
aprf4TITLIFyBJ_KO6SswfQo=&h=253&w=380&sz=21&hl=sl&start=0&sig2=7F22vRSsui2
BdCot13zewg&zoom=1&tbnid=A3mB3cB3dKk3eM:&tbnh=142&tbnw=209&ei=yYsJTurN
Dsa38QP_rOySAQ&prev=/search%3Fq%3Dwooden%2Bspoon%26hl%3Dsl%26biw%3D10
24%26bih%3D599%26gbv%3D2%26tbm%3Disch&itbs=1&iact=rc&dur=421&page=1&nds
p=14&ved=1t:429,r:7,s:0&tx=80&ty=59&biw=1024&bih=599, 28. 6. 2011)

[http://www.google.si/imgres?imgurl=http://www.dimensionsguide.com/wp-
content/uploads/2010/03/Ladle.jpg&imgrefurl=http://www.dimensionsguide.com/dimension-
of-a-
ladle/&usg=__CnyORvpKsIagXBGBGVvkLbGyJBA=&h=422&w=422&sz=14&hl=sl&start
=0&sig2=DxJb-fG1sil67Z1eqyvKsA&zoom=1&tbnid=VQ8kOXU-
7s7rxM:&tbnh=149&tbnw=150&ei=QIwJTtnRLcSy8gP4zuSAAQ&prev=/search%3Fq%3Dl
adle%26hl%3Dsl%26biw%3D1024%26bih%3D599%26gbv%3D2%26tbm%3Disch&itbs=1
&iact=hc&vpx=253&vpy=77&dur=1376&hovh=225&hovw=225&tx=139&ty=138&page=1
&ndsp=15&ved=1t:429,r:1,s:0&biw=1024&bih=599, 28. 6. 2011](http://www.google.si/imgres?imgurl=http://www.dimensionsguide.com/wp-
content/uploads/2010/03/Ladle.jpg&imgrefurl=http://www.dimensionsguide.com/dimension-
of-a-
ladle/&usg=__CnyORvpKsIagXBGBGVvkLbGyJBA=&h=422&w=422&sz=14&hl=sl&start
=0&sig2=DxJb-fG1sil67Z1eqyvKsA&zoom=1&tbnid=VQ8kOXU-
7s7rxM:&tbnh=149&tbnw=150&ei=QIwJTtnRLcSy8gP4zuSAAQ&prev=/search%3Fq%3Dl
adle%26hl%3Dsl%26biw%3D1024%26bih%3D599%26gbv%3D2%26tbm%3Disch&itbs=1
&iact=hc&vpx=253&vpy=77&dur=1376&hovh=225&hovw=225&tx=139&ty=138&page=1
&ndsp=15&ved=1t:429,r:1,s:0&biw=1024&bih=599, 28. 6. 2011)

[http://www.google.si/imgres?imgurl=http://pileofphotos.com/pics/pic_451896001178514071.
jpg&imgrefurl=http://pileofphotos.com/view/81/Mosaic-glass-
art&usg=__5g6VOxFVYJvDIRitg3g32AMAsLE=&h=450&w=308&sz=7&hl=sl&start=0&si
g2=o3wU-zZtQzZGpeyn-
31SfA&zoom=1&tbnid=MU4ApPrwLbXnrM:&tbnh=135&tbnw=90&ei=1owJTt2NCMeh8
QPPyaWTAQ&prev=/search%3Fq%3Dglass%26hl%3Dsl%26biw%3D1024%26bih%3D599
%26gbv%3D2%26tbm%3Disch&itbs=1&iact=hc&vpx=226&vpy=83&dur=1007&hovh=271
&hovw=186&tx=91&ty=163&page=1&ndsp=17&ved=1t:429,r:1,s:0&biw=1024&bih=599,
28. 6. 2011](http://www.google.si/imgres?imgurl=http://pileofphotos.com/pics/pic_451896001178514071.
jpg&imgrefurl=http://pileofphotos.com/view/81/Mosaic-glass-
art&usg=__5g6VOxFVYJvDIRitg3g32AMAsLE=&h=450&w=308&sz=7&hl=sl&start=0&si
g2=o3wU-zZtQzZGpeyn-
31SfA&zoom=1&tbnid=MU4ApPrwLbXnrM:&tbnh=135&tbnw=90&ei=1owJTt2NCMeh8
QPPyaWTAQ&prev=/search%3Fq%3Dglass%26hl%3Dsl%26biw%3D1024%26bih%3D599
%26gbv%3D2%26tbm%3Disch&itbs=1&iact=hc&vpx=226&vpy=83&dur=1007&hovh=271
&hovw=186&tx=91&ty=163&page=1&ndsp=17&ved=1t:429,r:1,s:0&biw=1024&bih=599,
28. 6. 2011)

[http://www.google.si/imgres?imgurl=http://4.bp.blogspot.com/-
o9h44RX9PC8/TW5D6dsC48I/AAAAAAAAAAAc/oyNWcJssNqo/s320/brown-glass-
bottle.jpg&imgrefurl=http://leu5008.blogspot.com/2011/03/bottle-vs-can-journal-
eight.html&usg=__B5aOEGh4fpO4rRtzUtm2aL-
zth0=&h=300&w=300&sz=7&hl=sl&start=57&sig2=OWt_Iaqp7Mvwi9pQSxSUFQ&zoom=
1&tbnid=sp3tlHaHxO_sYM:&tbnh=123&tbnw=123&ei=MI0JTvetM4iWOvqJxZoB&prev=/
search%3Fq%3Dbottle%26hl%3Dsl%26biw%3D1024%26bih%3D599%26gbv%3D2%26tb
m%3Disch&itbs=1&iact=rc&dur=435&page=4&ndsp=17&ved=1t:429,r:12,s:57&tx=64&ty=
89&biw=1024&bih=599, 28. 6. 2011](http://www.google.si/imgres?imgurl=http://4.bp.blogspot.com/-
o9h44RX9PC8/TW5D6dsC48I/AAAAAAAAAAAc/oyNWcJssNqo/s320/brown-glass-
bottle.jpg&imgrefurl=http://leu5008.blogspot.com/2011/03/bottle-vs-can-journal-
eight.html&usg=__B5aOEGh4fpO4rRtzUtm2aL-
zth0=&h=300&w=300&sz=7&hl=sl&start=57&sig2=OWt_Iaqp7Mvwi9pQSxSUFQ&zoom=
1&tbnid=sp3tlHaHxO_sYM:&tbnh=123&tbnw=123&ei=MI0JTvetM4iWOvqJxZoB&prev=/
search%3Fq%3Dbottle%26hl%3Dsl%26biw%3D1024%26bih%3D599%26gbv%3D2%26tb
m%3Disch&itbs=1&iact=rc&dur=435&page=4&ndsp=17&ved=1t:429,r:12,s:57&tx=64&ty=
89&biw=1024&bih=599, 28. 6. 2011)

[\[\\[\\\[\\\\[\\\\\[\\\\\\[\\\\\\\[\\\\\\\\[\\\\\\\\\[\\\\\\\\\\[\\\\\\\\\\\[\\\\\\\\\\\\[\\\\\\\\\\\\\[\\\\\\\\\\\\\\[45\\\\\\\\\\\\\\]\\\\\\\\\\\\\\(http://images.wikia.com/animalcrossing/images/2/22/Animal_crossing_Kitchen.jpg, 2. 8. 2011</p></div><div data-bbox=\\\\\\\\\\\\\\)\\\\\\\\\\\\\]\\\\\\\\\\\\\(http://rlv.zcache.com/cook_cat_mousepad-p144583303660220629trak_400.jpg, 29. 6. 2011</p></div><div data-bbox=\\\\\\\\\\\\\)\\\\\\\\\\\\]\\\\\\\\\\\\(http://www.kitchenniche.ca/images/grater%204%20sided%20trudeau.jpg, 11. 7. 2011</p></div><div data-bbox=\\\\\\\\\\\\)\\\\\\\\\\\]\\\\\\\\\\\(http://blog.timesunion.com/healthyprofessor/files/2011/06/plate.jpg, 11. 7. 2011</p></div><div data-bbox=\\\\\\\\\\\)\\\\\\\\\\]\\\\\\\\\\(http://www.appliancist.com/alessi-electric-kettle.jpg, 11. 7. 2011</p></div><div data-bbox=\\\\\\\\\\)\\\\\\\\\]\\\\\\\\\(http://www.prestigecleaningsolutions.com/trivection_oven.jpg, 11. 7. 2011</p></div><div data-bbox=\\\\\\\\\)\\\\\\\\]\\\\\\\\(http://api.ning.com/files/jEsbDzHDkxZk6Evb-nKmKG3BB1UKX19oW7EGObmM8sDXxErR1wF9xWPDeYYBczMPvdvS8Knv2oUzQAzTmooWrgRHbcNPOAX/giftsbambootray.jpg, 11. 7. 2011</p></div><div data-bbox=\\\\\\\\)\\\\\\\]\\\\\\\(http://www.hiwtc.com/photo/products/22/19/02/190203.jpg, 11. 7. 2011</p></div><div data-bbox=\\\\\\\)\\\\\\]\\\\\\(http://static.traderscity.com/board/userpix23/18636-mechanical-kitchen-scales-abs-plastic-5kg-1.jpg, 11. 7. 2011</p></div><div data-bbox=\\\\\\)\\\\\]\\\\\(http://4.bp.blogspot.com/_PfhEtWOPgQA/TA080TA_v5I/AAAAAAAAADY/k8gc9epDT24/s1600/Napkin+etiquette.jpg, 11. 7. 2011</p></div><div data-bbox=\\\\\)\\\\]\\\\(http://dne.ena.com/upload/08071_frakkin_toaster.jpg, 11. 7. 2011</p></div><div data-bbox=\\\\)\\\]\\\(http://www.chinatraderonline.com/Files/Household/Kitchenware/Pan/Compound-Bottom-Non-Stick-Frying-Pan-1308363270.jpg, 11. 7. 2011</p></div><div data-bbox=\\\)\\]\\(http://www.google.si/search?hl=sl&biw=1024&bih=599&gbv=2&tbn=isch&sa=1&q=rolling+pin&oq=rolling+pin&aq=f&aqi=g1&aql=undefined&gs_sm=e&gs_upl=347918519101211201016161212671232411.9.4114, 28. 6. 2011</p></div><div data-bbox=\\)\]\(http://www.google.si/imgres?imgurl=http://en.fukesi.com/img/product_pic/50214531_Lace_Table_Cloth.jpg&imgrefurl=http://en.fukesi.com/manufacturers/182/Table_Cloth.html&usg=__wpr2qgy8xvgtFmsg-myKQG-UOyc=&h=360&w=360&sz=42&hl=sl&start=7&zoom=1&tbnid=YOFQMjrPYeFq_M:&tbnh=121&tbnw=121&ei=57pUToOeH8jbsga_g731Dw&prev=/search%3Fq%3Dtable%2Bcloth%26hl%3Dsl%26sa%3DN%26gbv%3D2%26tbn%3Disch&itbs=1, 24. 8. 2011</p></div><div data-bbox=\)](http://www.google.si/imgres?imgurl=http://thumbs4.ebaystatic.com/m/mF4lwpjusVasz3aKNUIJltQ/140.jpg&imgrefurl=http://www.lingerie.shop-1st.biz/shop/0-coaster-furniture-kitchen-1.html&usg=__quY0iWK9vIIKrTUBriuOiF8cvCk=&h=140&w=107&sz=4&hl=sl&start=107&sig2=a9OJYjNIDRauXEo9s-VBVg&zoom=1&tbnid=68sXGqF42oqGIM:&tbnh=112&tbnw=85&ei=Y04JTpX9AYuq8AOFr62TAQ&prev=/search%3Fq%3Dkitchen%2Bcoaster%26hl%3Dsl%26biw%3D1024%26bih%3D599%26gbv%3D2%26tbn%3Disch&itbs=1&iact=hc&vpx=408&vpy=280&dur=22&hovh=112&hovw=85&tx=107&ty=74&page=8&ndsp=16&ved=1t:429,r:12,s:107&biw=1024&bih=599, 28. 6. 2011</p></div><div data-bbox=)

<http://us.cdn4.123rf.com/168nwm/snr/snr0910/snr091000057/5702610-frying-pan-on-the-white-gas-cooker.jpg>, 2. 8. 2011

Food and drink

http://www.google.si/imgres?imgurl=http://a11news.com/wp-content/uploads/2011/03/red-meat-linked-to-cancer.jpg&imgrefurl=http://a11news.com/6270/red-meat-cancer-risk/&usq=__h9Lfm8wECXS9-VbSf62mwKN2wgg=&h=305&w=300&sz=45&hl=sl&start=0&zoom=1&tbnid=yd4Mwwf5PGj_jM:&tbnh=155&tbnw=160&ei=MgsLTseWOMOLswwbd8eGiDg&prev=/search%3Fq%3Dmeat%26hl%3Ds1%26biw%3D1272%26bih%3D787%26gbv%3D2%26tbm%3Disch&itbs=1&iact=hc&vpx=365&vpy=462&dur=3218&hovh=226&hovw=223&tx=147&ty=165&page=1&ndsp=20&ved=1t:429,r:16,s:0&biw=1272&bih=787, 28. 6. 2011

<http://sp.life123.com/bm.pix/sausages.s600x600.jpg>, 29. 6. 2011

<http://whimseyblog.files.wordpress.com/2011/01/ham.jpg>, 29. 6. 2011

<http://topnews.net.nz/images/Fish.jpg>, 29. 6. 2011

<http://www.purpleopurple.com/health-benefits/shrimps.jpg>, 3. 8. 2011

http://farm5.static.flickr.com/4059/4302435030_5f4db4c04c_o.jpg, 3. 8. 2011

<http://tippinthescales.files.wordpress.com/2007/07/mussels.jpg>, 3. 8. 2011

http://www.google.si/imgres?imgurl=http://sarahmeyerwalsh.files.wordpress.com/2008/01/lettuce3.jpg&imgrefurl=http://www.bicikel.com/forum/%3Fthread_id%3D16974%26p%3D119&usq=__I6FWGdctGRXzcyj5MxDe5jEFhUjY=&h=424&w=500&sz=44&hl=sl&start=0&zoom=1&tbnid=rI8js4t3mZic0M:&tbnh=155&tbnw=183&ei=ugsLTsOBMI3csgbB8o2lDg&prev=/search%3Fq%3Dlettuce%26hl%3Ds1%26biw%3D1272%26bih%3D787%26gbv%3D2%26tbm%3Disch&itbs=1&iact=rc&dur=15&page=1&ndsp=24&ved=1t:429,r:0,s:0&tx=228&ty=202, 28. 6. 2011

http://www.google.si/imgres?imgurl=http://3.bp.blogspot.com/_bWyMZGz_G0c/TTXed52RPcI/AAAAAAAAA4o/e5HeUzPokJ0/s1600/Carrots.jpg&imgrefurl=http://i-likethings.blogspot.com/2011/01/i-like-carrots.html&usq=__Apk6YA4E6np37x4qen1FeETKAoE=&h=460&w=360&sz=31&hl=sl&start=0&zoom=1&tbnid=KT2BxIIQOD0YIM:&tbnh=151&tbnw=118&ei=LAWLTqvcDo7Ks gahnMydDg&prev=/search%3Fq%3Dcarrots%26hl%3Ds1%26biw%3D1272%26bih%3D787%26gbv%3D2%26tbm%3Disch&itbs=1&iact=rc&dur=188&page=1&ndsp=25&ved=1t:429,r:14,s:0&tx=59&ty=81, 28. 6. 2011

http://www.google.si/imgres?imgurl=http://teachers.saschina.org/jmcdaid/files/2011/04/Red_Kidney_Beans.jpg&imgrefurl=http://teachers.saschina.org/jmcdaid/2011/04/01/bacteria-beans-lab/&usq=__pcbf9eake3opNItdZ6AtIM9G_7A=&h=360&w=360&sz=28&hl=sl&start=0&z

oom=1&tbnid=pXxAVLGQjrHbCM:&tbnh=140&tbnw=140&ei=jwwLTrDIG5DEtAbp5IW0Dg&prev=/search%3Fq%3Dbeans%26hl%3Dsl%26biw%3D1272%26bih%3D787%26gbv%3D2%26tbm%3Disch&itbs=1&iact=rc&dur=375&page=1&ndsp=21&ved=1t:429,r:2,s:0&tx=79&ty=147, 28. 6. 2011

http://www.google.si/imgres?imgurl=http://static.howstuffworks.com/gif/potatoes-1.jpg&imgrefurl=http://home.howstuffworks.com/potatoes.htm&usg=__lUt0gZkuyqebYZbcOTuuwhpE8QE=&h=331&w=400&sz=43&hl=sl&start=0&zoom=1&tbnid=ux-F48PTyvg21M:&tbnh=151&tbnw=183&ei=Cg0LTvCHIpHFswbswrDgDg&prev=/search%3Fq%3Dpotatoes%26hl%3Dsl%26biw%3D1272%26bih%3D787%26gbv%3D2%26tbm%3Disch&itbs=1&iact=rc&dur=203&page=1&ndsp=23&ved=1t:429,r:2,s:0&tx=112&ty=111, 28. 6. 2011

http://www.google.si/imgres?imgurl=http://greenhousetomatoesoutside.com/images/XSmall3tomatoes.jpg&imgrefurl=http://www.greenhousetomatoesoutside.com/gghtosp.htm&usg=__Nq18uhdjuKKYQH-ZGD0A-x0fGu8=&h=316&w=380&sz=115&hl=sl&start=0&zoom=1&tbnid=ND4uftPL8ec5bM:&tbnh=160&tbnw=190&ei=sA0LTpCSL4nSsgafn7GoDg&prev=/search%3Fq%3Dtomatoes%26hl%3Dsl%26biw%3D1272%26bih%3D787%26gbv%3D2%26tbm%3Disch&itbs=1&iact=rc&dur=0&page=1&ndsp=22&ved=1t:429,r:0,s:0&tx=114&ty=98, 28. 6. 2011

http://www.google.si/imgres?imgurl=http://www.inhabitat.com/wp-content/uploads/2010/03/peas-in-a-pod.jpg&imgrefurl=http://inhabitat.com/pea-power-researchers-discover-a-hidden-energy-source-inside-peas/&usg=__IOIY1rY3SjiJymnC_9wBq1Z8YBE=&h=402&w=537&sz=41&hl=sl&start=24&zoom=1&tbnid=YRvaLDC3gokICM:&tbnh=145&tbnw=200&ei=PQ4LTr7bN4Sb-gbV863gDA&prev=/search%3Fq%3Dpeas%26hl%3Dsl%26biw%3D1272%26bih%3D787%26gbv%3D2%26tbm%3Disch&itbs=1&iact=hc&vpx=136&vpy=478&dur=93&hovh=194&hovw=260&tx=190&ty=114&page=2&ndsp=24&ved=1t:429,r:0,s:24&biw=1272&bih=787, 28. 6. 2011

http://www.google.si/imgres?imgurl=http://www.theallotmentgarden.co.uk/gardening-blog/wp-content/uploads/2009/02/onions-from-seed.jpg&imgrefurl=http://www.theallotmentgarden.co.uk/gardening-blog/2009/02/growing-onions-from-seed/&usg=__HxkytZgHEWab5fL_AHJrjRkOtEA=&h=240&w=240&sz=7&hl=sl&start=24&zoom=1&tbnid=uXdDupnD0miwZM:&tbnh=148&tbnw=155&ei=uQ4LTp6XKMyj-gaW1JzhDA&prev=/search%3Fq%3Donions%26hl%3Dsl%26biw%3D1272%26bih%3D787%26gbv%3D2%26tbm%3Disch&itbs=1&biw=1272&bih=787&iact=rc&dur=266&page=2&ndsp=24&ved=1t:429,r:1,s:24&tx=84&ty=79, 28. 6. 2011

http://www.google.si/imgres?imgurl=http://www.infobarrel.com/media/image/26886.jpg&imgrefurl=http://www.infobarrel.com/How_To_Get_Rid_Of_Garlic_Smell&usg=__EPEdo3Z9uPOabm-qD69eUaPsnKY=&h=360&w=360&sz=24&hl=sl&start=0&zoom=1&tbnid=cIh2xvfIOQfJgM:&tbnh=160&tbnw=192&ei=TQ8LTr2TE4us-gbx4pzPAG&prev=/search%3Fq%3Dgarlic%26hl%3Dsl%26biw%3D1272%26bih%3D787%26gbv%3D2%26tbm%3Disch&itbs=1&iact=rc&dur=156&page=1&ndsp=24&ved=1t:429,r:15,s:0&tx=122&ty=64, 28. 6. 2011

<http://www.worldcommunitycookbook.org/season/guide/photos/mushrooms.jpg>, 11. 7. 2011

<http://ingoodfeather.com/wp-content/uploads/2010/05/bell-pepper.jpg>, 11. 7. 2011

<http://www.foodsubs.com/Photos/cabbage.jpg>, 11. 7. 2011

<http://www.bigoven.com/uploads/Turnip.jpg>, 11. 7. 2011

12<http://www.7dvt.com/files/food-beet.jpg>, 11. 7. 2011

http://www.thefatlossauthority.com/fat_loss_tips/wp-content/uploads/2010/12/Cucumber2.jpg, 11. 7. 2011

http://www.wrensoft.com/zoom/demos/fruitshop/images/aubergine_-_eggplant.jpg, 11. 7. 2011

http://www.google.si/imgres?imgurl=http://www.dvo.com/newsletter/monthly/2009/july/images/oranges.jpg&imgrefurl=http://www.joker.si/mn3njalnuk/index.php%3Fshowtopic%3D146927%26st%3D77520&usg=__zbp8pj8E19XqkqViTDE6J6JE0x4=&h=300&w=300&sz=27&hl=sl&start=0&zoom=1&tbnid=5YtOMUH-jY9myM:&tbnh=129&tbnw=129&ei=NxALTovjHMX0-gbByKHPAg&prev=/search%3Fq%3Doranges%26hl%3Dsl%26biw%3D1272%26bih%3D787%26gbv%3D2%26tbm%3Disch&itbs=1&iact=rc&dur=500&page=1&ndsp=23&ved=1t:429,r:14,s:0&tx=70&ty=56, 28. 6. 2011

<http://free-extras.com/images/apples-553.htm>, 28. 6. 2011

http://www.google.si/imgres?imgurl=http://3.bp.blogspot.com/_1EjhCXhxFrw/TQZK2EZSmEI/AAAAAAAAARc/MqknVcyyTxQ/s1600/Going%252BBananas.jpg&imgrefurl=http://yumeats.blogspot.com/2010/12/going-bananas.html&usg=__r1Vu5oMORVmruaZnKehtJQ731Vw=&h=360&w=460&sz=26&hl=sl&start=0&zoom=1&tbnid=6LA-7tgID_UAoM:&tbnh=142&tbnw=163&ei=EhELTuG8BMuc-wbUk_3OAg&prev=/search%3Fq%3Dbananas%26hl%3Dsl%26biw%3D1272%26bih%3D787%26gbv%3D2%26tbm%3Disch&itbs=1&iact=rc&dur=0&page=1&ndsp=23&ved=1t:429,r:3,s:0&tx=92&ty=92, 28. 6. 2011

http://www.google.si/imgres?imgurl=http://www.firehow.com/images/stories/users/818/bartlett%2520pears.jpg&imgrefurl=http://www.firehow.com/201002269318/how-to-buy-barlett-pear-trees.html&usg=__8SgiHauKAKkQq3atXJyLPbWocqM=&h=416&w=448&sz=26&hl=sl&start=0&zoom=1&tbnid=3e1wHdgfjSj5xM:&tbnh=141&tbnw=157&ei=jxELTseUHTHs-gavu5zPAg&prev=/search%3Fq%3Dpears%26hl%3Dsl%26biw%3D1272%26bih%3D787%26gbv%3D2%26tbm%3Disch&itbs=1&iact=rc&dur=250&page=1&ndsp=25&ved=1t:429,r:19,s:0&tx=63&ty=37, 28. 6. 2011

http://www.google.si/imgres?imgurl=http://www.healthandadvice.com/healthfacts/wp-content/uploads/2008/12/grapes-health.jpg&imgrefurl=http://www.healthandadvice.com/healthfacts/fruits/grapes-nutrition-facts/&usg=__mOhWYid-

tLDnjNhCcANbs0VuFUy=&h=279&w=325&sz=30&hl=sl&start=0&zoom=1&tbnid=HPbT
Ny8_39s-JM:&tbnh=145&tbnw=169&ei=8hELTsmfLcfu-gbe-
6ngDA&prev=/search%3Fq%3Dgrapes%26hl%3Dsl%26biw%3D1272%26bih%3D787%26g
bv%3D2%26tbnw%3D169&itbs=1&iact=rc&dur=141&page=1&ndsp=25&ved=1t:429,r:1,s:0
&tx=102&ty=64, 28. 6. 2011

<http://www.free-extras.com/images/strawberries-621.htm>, 28. 6. 2011

http://www.google.si/imgres?imgurl=http://upload.ifood.tv/files/images/pineapple-diet.jpg&imgrefurl=http://www.ifood.tv/blog/how-to-lose-weight-with-pineapple-diet&usg=__mN2yK-rkH2PnG07EiHg8X_IIV2M=&h=512&w=700&sz=150&hl=sl&start=0&zoom=1&tbnid=AVw4sSG5wJTzWm:&tbnh=148&tbnw=197&ei=8hILTvL6OoKd-wbBruzOAg&prev=/search%3Fq%3Dpineapples%26hl%3Dsl%26biw%3D1272%26bih%3D787%26gbv%3D2%26tbnw%3D169&itbs=1&iact=rc&dur=125&page=1&ndsp=28&ved=1t:429,r:25,s:0&tx=92&ty=67, 28. 6. 2011

http://www.google.si/imgres?imgurl=http://4.bp.blogspot.com/_mv60VL07p2s/TD5_NYQmAAI/AAAAAAAAAC_U/WFeR2O-VSXM/s1600/summer-peaches.jpg&imgrefurl=http://dyingforchocolate.blogspot.com/2010/07/grilled-peaches-with-dark-chocolate.html&usg=___sEkPr-TsD3y5wTOg-uuh2bLdEI=&h=360&w=360&sz=21&hl=sl&start=0&zoom=1&tbnid=Cub6W2R7WwLOxM:&tbnh=135&tbnw=136&ei=bxMLTvOBC8-a-waO9unOAg&prev=/search%3Fq%3Dpeaches%26hl%3Dsl%26biw%3D1272%26bih%3D787%26gbv%3D2%26tbnw%3D169&itbs=1&iact=rc&dur=47&page=1&ndsp=29&ved=1t:429,r:2,s:0&tx=75&ty=90, 28. 6. 2011

http://www.google.si/imgres?imgurl=http://2.bp.blogspot.com/_wqt5J0rjApk/Rum2SKl2GCI/AAAAAAAAAFo/GsvZwJZ1zEM/s400/hazelnut.jpg&imgrefurl=http://wild-foods.blogspot.com/2007/09/hazelnuts-ready-for-collecting.html&usg=__VTxr95e960Ac3-aza0beLLJ7Uuo=&h=308&w=334&sz=23&hl=sl&start=0&zoom=1&tbnid=fll4KvIG_zoInM:&tbnh=154&tbnw=167&ei=JhQLTqCMMY2N-waVmOXOAg&prev=/search%3Fq%3Dhazelnuts%26hl%3Dsl%26biw%3D1272%26bih%3D787%26gbv%3D2%26tbnw%3D169&itbs=1&iact=rc&dur=187&page=1&ndsp=20&ved=1t:429,r:3,s:0&tx=106&ty=100, 28. 6. 2011

<http://static.howstuffworks.com/gif/fig-wasp-3.jpg>, 11.7. 2011

<http://www.inhouserecipes.com/images/kiwiPudding.jpg>, 11. 7. 2011

<http://www.cinnamonhearts.com/cherrytwig.gif>, 11. 7. 2011

http://www.whatsonxiamen.com/wine_images/8925plums.jpg, 11. 7. 2011

<http://www.ayushveda.com/womens-magazine/wp-content/uploads/2008/07/apricot.jpg>, 11.7. 2011

<http://easyjuicerrecipes.com/wp-content/uploads/2009/07/watermelon-clean15-lg.jpg>, 11. 7. 2011

http://www.google.si/imgres?imgurl=http://www.marions-kochbuch.com/food-pic/black-forest-country-bread.jpg&imgrefurl=http://www.marions-kochbuch.com/bread.htm&usg=__cQ8hdEKo07-5kUqmrza5fxb4jWQ=&h=306&w=512&sz=33&hl=sl&start=0&zoom=1&tbnid=0TAldezQgFOZxM:&tbnh=132&tbnw=221&ei=eRQLTsnZIYTo-gb63tjgDA&prev=/search%3Fq%3Dbread%26hl%3Ds1%26biw%3D1272%26bih%3D787%26gbv%3D2%26tbnw%3Disch&itbs=1&iact=hc&vpx=572&vpy=106&dur=1563&hovh=173&hovw=291&tx=158&ty=117&page=1&ndsp=20&ved=1t:429,r:2,s:0&biw=1272&bih=787,28.6.2011

[http://www.google.si/imgres?imgurl=http://www.dunbarsystems.com/Images/enlarge/buns-enlarge\(xckzf3\).jpg&imgrefurl=http://www.dunbarsystems.com/baked-unbaked-products/buns/default.html&usg=__aaZyUcCjKmBbT2f63zQ5m0mCKV0=&h=1125&w=750&sz=96&hl=sl&start=0&zoom=1&tbnid=m7s-yIIdB3ghFM:&tbnh=163&tbnw=109&ei=DRULTrCtM4Kk-gaq84jhDA&prev=/search%3Fq%3Dbuns%26hl%3Ds1%26biw%3D1272%26bih%3D787%26gbv%3D2%26tbnw%3Disch&itbs=1&iact=rc&page=1&ndsp=23&ved=1t:429,r:4,s:0&tx=81&ty=57,28.6.2011](http://www.google.si/imgres?imgurl=http://www.dunbarsystems.com/Images/enlarge/buns-enlarge(xckzf3).jpg&imgrefurl=http://www.dunbarsystems.com/baked-unbaked-products/buns/default.html&usg=__aaZyUcCjKmBbT2f63zQ5m0mCKV0=&h=1125&w=750&sz=96&hl=sl&start=0&zoom=1&tbnid=m7s-yIIdB3ghFM:&tbnh=163&tbnw=109&ei=DRULTrCtM4Kk-gaq84jhDA&prev=/search%3Fq%3Dbuns%26hl%3Ds1%26biw%3D1272%26bih%3D787%26gbv%3D2%26tbnw%3Disch&itbs=1&iact=rc&page=1&ndsp=23&ved=1t:429,r:4,s:0&tx=81&ty=57,28.6.2011)

http://www.google.si/imgres?imgurl=http://www.oilmillplant.com/uploads/allimg/110427/15433I4I-0.jpg&imgrefurl=http://www.oilmillplant.com/Rice-Bran-Oil-Production.html&usg=__Wk4X3fCZjozm5aKxVFgYOaeGfQ=&h=330&w=440&sz=59&hl=sl&start=0&zoom=1&tbnid=_qrS8ETPjftnQM:&tbnh=148&tbnw=202&ei=zBULTpb1IoTGQaM_8XgDA&prev=/search%3Fq%3Drice%26hl%3Ds1%26biw%3D1272%26bih%3D787%26gbv%3D2%26tbnw%3Disch&itbs=1&iact=rc&dur=172&page=1&ndsp=21&ved=1t:429,r:0,s:0&tx=450&ty=297,28.6.2011

http://www.google.si/imgres?imgurl=http://wardstreetbistro.typepad.com/wsb/images/2008/04/08/01finished_pasta_2.jpg&imgrefurl=http://www.wardstreetbistro.com/wsb/2008/04/pasta101.html&usg=__1eaEy3SSG196iMgiLUNADfoopIM=&h=315&w=470&sz=93&hl=sl&start=0&zoom=1&tbnid=WP1B7ISrAVWd7M:&tbnh=160&tbnw=215&ei=QBYLTsXLEI_G-QafnpDPag&prev=/search%3Fq%3Dpasta%26hl%3Ds1%26biw%3D1272%26bih%3D787%26gbv%3D2%26tbnw%3Disch&itbs=1&iact=rc&dur=250&page=1&ndsp=24&ved=1t:429,r:13,s:0&tx=105&ty=66,28.6.2011

http://www.google.si/imgres?imgurl=http://milka.blog.siol.net/files/2010/04/ice-cream1.jpg&imgrefurl=http://milka.blog.siol.net/2010/04/05/ice-cream/&usg=__104w9XilYYctcgf6TWrPSS3VU44=&h=400&w=400&sz=40&hl=sl&start=0&zoom=1&tbnid=y0Pr4pPJPvCMmM:&tbnh=156&tbnw=162&ei=uBYLTqndNs2M-waApJzPAg&prev=/search%3Fq%3Dice-cream%26hl%3Ds1%26biw%3D1272%26bih%3D787%26gbv%3D2%26tbnw%3Disch&itbs=1&iact=hc&vpx=135&vpy=79&dur=797&hovh=225&hovw=225&tx=109&ty=138&page=1&ndsp=29&ved=1t:429,r:0,s:0&biw=1272&bih=787,28.6.2011

http://www.google.si/imgres?imgurl=http://scrapetv.com/News/News%2520Pages/Health/Images/chocolatecake.jpg&imgrefurl=http://scrapetv.com/News/News%2520Pages/Health/Pages/Cake-eyed-as-major-contributer-to-obesity-Scrape-TV-The-World-on-your-side.html&usg=__nzoySriNFN-b7j52Vt1xHr1kVRw=&h=420&w=420&sz=69&hl=sl&start=0&zoom=1&tbnid=hyJir0LpRL7i2M:&tbnh=130&tbnw=145&ei=IRcLTqXwK4Kq-

gbkuv3OAg&prev=/search%3Fq%3Dcake%26hl%3Dsl%26biw%3D1272%26bih%3D787%26gbv%3D2%26tbm%3Disch&itbs=1&iact=rc&dur=203&page=1&ndsp=30&ved=1t:429,r:21,s:0&tx=64&ty=83, 28. 6. 2011

http://www.google.si/imgres?imgurl=http://www.cookiemadness.net/wp-content/uploads/2008/04/blueberry-tart.jpg&imgrefurl=http://www.cookiemadness.net/2008/04/lemon-blueberry-tart/&usg=__eRTMNHat7yViieOAvIeOJcwWuHY=&h=380&w=450&sz=49&hl=sl&start=0&zoom=1&tbnid=X4oQ1EYawtfKkM:&tbnh=150&tbnw=164&ei=gBcLTpLzOMqa-wai_4jPAG&prev=/search%3Fq%3Dtart%26hl%3Dsl%26biw%3D1272%26bih%3D787%26gbv%3D2%26tbm%3Disch&itbs=1&iact=hc&vpx=817&vpy=85&dur=1640&hovh=206&hovw=244&tx=109&ty=111&page=1&ndsp=23&ved=1t:429,r:4,s:0&biw=1272&bih=787, 28. 6. 2011

http://www.google.si/imgres?imgurl=http://4.bp.blogspot.com/_IJAAbpAnJjus/TJ-ZMnMj_zI/AAAAAAAAACcw/kuaGor0cCVc/s1600/senses_pastries.jpg&imgrefurl=http://cookingimages.blogspot.com/2010/09/pastries.html&usg=__-oQqHY-NXJCu4XjG8lMrh3OX0Ck=&h=300&w=300&sz=28&hl=sl&start=25&zoom=1&tbnid=QG XwtQZ_9l1B8M:&tbnh=144&tbnw=144&ei=GRgL Tu3zC46e-QaujInPAG&prev=/search%3Fq%3Dpastry%26hl%3Dsl%26biw%3D1272%26bih%3D787%26gbv%3D2%26tbm%3Disch&itbs=1&iact=rc&dur=219&page=2&ndsp=24&ved=1t:429,r:6,s:25&tx=68&ty=58, 28. 6. 2011

<http://www.privatelabeltrader.com/upload/photo/product/large/1252746870.gif>, 11. 7. 2011

<http://thumbs.ifofood.tv/files/images/editor/images/Cheese.jpg>, 11. 7. 2011

http://2.bp.blogspot.com/_ha3K5Fb7DoM/Sm7pnBOB_aI/AAAAAAAAAIM/vz7EKSfhoOY/s320/yoghurt070806_228x292.jpg, 11. 7. 2011

<http://www.foodsubs.com/Photos/sourcream5.jpg>, 11. 7. 2011

<http://www.innescheese.co.uk/images/curd-cheese.jpg>, 11. 7. 2011

http://www.google.si/imgres?imgurl=http://www.benefitsofgreen-tea.com/images/benefits%2520of%2520green%2520tea.jpg&imgrefurl=http://www.benefitsofgreen-tea.com/&usg=__vEXOsq25-iWX2tr5RoE8w1S6JHE=&h=305&w=300&sz=26&hl=sl&start=0&zoom=1&tbnid=4gEng0J51ypR0M:&tbnh=135&tbnw=133&ei=7RgL TpzDHYnu-gaita3hDA&prev=/search%3Fq%3Dtea%26hl%3Dsl%26biw%3D1272%26bih%3D787%26gbv%3D2%26tbm%3Disch&itbs=1&iact=rc&dur=250&page=1&ndsp=24&ved=1t:429,r:3,s:0&tx=61&ty=82, 28. 6. 2011

http://www.google.si/imgres?imgurl=http://www.techpin.com/wp-content/uploads/2010/01/cool-coffee-gadgets.jpg&imgrefurl=http://www.techpin.com/cool-coffeegadgets/&usg=__sz0JSgYV8gQkcKi9Lm_ULD9OW_c=&h=350&w=350&sz=32&hl=sl&start=0&zoom=1&tbnid=IqH3u1MXYEnnRM:&tbnh=146&tbnw=147&ei=ThkLTvuME MeAwb9goHPAG&prev=/search%3Fq%3Dcoffee%26hl%3Dsl%26biw%3D1272%26bih%3D787%26gbv%3D2%26tbm%3Disch&itbs=1&iact=rc&dur=172&page=1&ndsp=24&ved=1t:429,r:0,s:0&tx=83&ty=63, 28. 6. 2011

http://www.google.si/imgres?imgurl=http://www.oberholtzer-creative.com/visualculture/wp-content/uploads/2009/03/mmc.jpg&imgrefurl=http://www.oberholtzer-creative.com/visualculture/2009/03/milk-cartons-by-david-fung/&usg=__16HISZfSfeL9103IPRGKWVbYSjc=&h=400&w=400&sz=60&hl=sl&start=29&zoom=1&tbnid=vnHjvKIgUBSu-M:&tbnh=137&tbnw=137&ei=qBkLTv7oLMK6-Aaf_vTOAg&prev=/search%3Fq%3Dmilk%26hl%3Dsl%26biw%3D1272%26bih%3D787%26gbv%3D2%26tbm%3Disch&itbs=1&iact=rc&dur=219&page=2&ndsp=27&ved=1t:429,r:23,s:29&tx=90&ty=81, 28. 6. 2011

http://www.google.si/imgres?imgurl=http://www.healthynutritionexpert.com/wp-content/uploads/2010/03/juice.jpg&imgrefurl=http://www.healthynutritionexpert.com/fruit-juice-increases-diabetes-risk/&usg=__V1sglI5QcckPyidcLHTNff2_ic=&h=285&w=285&sz=14&hl=sl&start=0&zoom=1&tbnid=EGC8qx-FtbIH_M:&tbnh=157&tbnw=201&ei=GxoLTqT1No2A-wa7_fjOAg&prev=/search%3Fq%3Dfruit%2Bjuice%26hl%3Dsl%26biw%3D1272%26bih%3D787%26gbv%3D2%26tbm%3Disch&itbs=1&iact=rc&dur=531&page=1&ndsp=24&ved=1t:429,r:10,s:0&tx=107&ty=102, 28. 6. 2011

http://www.google.si/imgres?imgurl=http://fittipdaily.files.wordpress.com/2008/06/beer.jpg&imgrefurl=http://fittipdaily.wordpress.com/2008/06/02/calorie-stats-beer/&usg=__5T0ls_2__CAYB9BKDtuiOIrVxc4=&h=316&w=380&sz=49&hl=sl&start=0&zoom=1&tbnid=sCKEUiLmGU4O2M:&tbnh=138&tbnw=163&ei=iBoLTtu0PIas-gbZ8vzOAg&prev=/search%3Fq%3Dbeer%26hl%3Dsl%26sa%3DG%26biw%3D1272%26bih%3D787%26gbv%3D2%26tbm%3Disch&itbs=1&iact=rc&dur=172&page=1&ndsp=28&ved=1t:429,r:6,s:0&tx=64&ty=102, 28. 6. 2011

http://www.google.si/imgres?imgurl=http://www.how-to-make-wine.net/images/pouring22.jpg&imgrefurl=http://www.how-to-make-wine.net/&usg=__vObIM-9utzLpV5PIy5hiwabkJZ8=&h=460&w=360&sz=24&hl=sl&start=0&zoom=1&tbnid=ejEln_ZwezTT6M:&tbnh=157&tbnw=123&ei=JRSLTp2mD8_t-gach-DOAg&prev=/search%3Fq%3Dwine%26hl%3Dsl%26biw%3D1272%26bih%3D787%26gbv%3D2%26tbm%3Disch&itbs=1&iact=rc&dur=625&page=1&ndsp=28&ved=1t:429,r:1,s:0&tx=91&ty=100, 28. 6. 2011

http://www.google.si/imgres?imgurl=http://www.al7alem.com/wp-content/uploads/2010/02/mineral_water.jpg&imgrefurl=http://www.al7alem.com/is-plastic-mineral-water-bottles-dangerous/&usg=__iQjMbEfCx2rKmaysBR74I6kEWCg=&h=400&w=400&sz=18&hl=sl&start=0&zoom=1&tbnid=vyD58lyuPWomFM:&tbnh=163&tbnw=190&ei=lhsLTtqdDtC6-AaWhvnOAg&prev=/search%3Fq%3Dmineral%2Bwater%26hl%3Dsl%26biw%3D1272%26bih%3D787%26gbv%3D2%26tbm%3Disch&itbs=1&iact=rc&dur=281&page=1&ndsp=28&ved=1t:429,r:3,s:0&tx=79&ty=122, 28. 6. 2011

<http://ethicsoup.typepad.com/.a/6a00e554e81be388340115706db43d970b-800wi>, 11. 7. 2011

<http://www.thevalueengineers.com/wp-content/uploads/2011/06/coca-cola-glass.jpg>, 11. 7. 2011

<http://www.recipetips.com/images/glossary/l/lemonade.jpg>, 11.7. 2011

<http://momsbyheart.net/wp-content/uploads/2011/06/coke-20.jpg>, 3. 8. 2011

<http://www.acidrefluxsymptomsnow.com/images/milk.jpg>, 3. 8. 2011

<http://www.watchmojo.com/blogs/images/coffee1.jpg>, 3. 8. 2011

<http://www.ekosvit.info/wp-content/uploads/2010/03/green-tea.jpg>, 3. 8. 2011

<http://www.infobarrel.com/media/image/36356.jpg>, 3. 8. 2011

http://www.dirtysouthwine.com/my_weblog/images/2008/07/07/img_3426.jpg, 3. 8. 2011

<http://www.elements4health.com/images/stories/food/bananas.jpg>, 11. 7. 2011

http://www.hickerphoto.com/data/media/170/oranges_t0373.jpg, 11. 7. 2011

http://farm1.static.flickr.com/185/479199614_27cc4ce3e4.jpg, 11. 7. 2011

http://thumbs.ifofood.tv/files/images/How_to_freeze_potatoes_and_use_them_some_days_later.jpg, 11. 7. 2011

<http://www.worldcommunitycookbook.org/season/guide/photos/mushrooms.jpg>, 11. 7. 2011

<http://topnews.in/health/files/strawberry-1.jpg>, 11. 7. 2011

<http://greenhousetomatoesoutside.com/images/XSmall3tomatoes.jpg>, 11. 7. 2011

http://2.bp.blogspot.com/iPeeE1ZQjt8/TdAjNrluJII/AAAAAAAAABk/zkvgt0KrS98/s1600/pre_packed.JPG, 4. 8. 2011

http://www.visualphotos.com/photo/2x3215851/boy_and_girl_playing_at_cooking_42-17248085.jpg, 29. 6. 2011

<http://southernfood.about.com/od/pancakesandwaffles/r/bl30320v.htm>, 1. 6. 2011 (skrajšano)

http://farm3.static.flickr.com/2456/3922727024_ca26b9f037_o.jpg, 1. 6. 2011

Cleaning and maintenance of rooms and clothes

http://www.google.si/imgres?imgurl=http://www.housetohome.co.uk/imageBank/l/living-room86.jpg&imgrefurl=http://www.housetohome.co.uk/articles/Add_interest_with_decorative_detail_270405.html&usq=_jhbp8hMg2QualedsJytnSSrm9JQ=&h=550&w=550&sz=226&hl=sl&start=40&zoom=1&tbnid=-GsEvlQ2EI-5bM:&tbnh=145&tbnw=146&ei=IFQMTriQMcnAtAbU8PH4Dg&prev=/search%3Fq%3Dliving%2Broom%26hl%3Ds1%26biw%3D1272%26bih%3D787%26gbv%3D2%26tbnid%3Dh&itbs=1&iact=hc&vpx=1001&vpy=430&dur=578&hovh=224&hovw=224&tx=182&ty=161&page=3&ndsp=20&ved=1t:429,r:19,s:40&biw=1272&bih=787, 30. 6. 2011

http://www.google.si/imgres?imgurl=http://www.apartments-mladen-hvar.com/island%2520hvar/rental%2520apartment%2520A6/bathroom.jpg&imgrefurl=http://www.apartments-mladen-hvar.com/island%2520hvar/rental%2520apartment%2520A6/bathroom.htm&usq=__1qCPW0lhKxwDZ4MQP6yKEF2h0=&h=375&w=500&sz=84&hl=sl&start=68&zoom=1&tbnid=slUJtEquENjglM:&tbnh=138&tbnw=203&ei=VgQLTsLbLc3EtAa2hozXDg&prev=/search%3Fq%3Dbathroom%26hl%3Dsl%26biw%3D1272%26bih%3D787%26gbv%3D2%26tbnid%3Disch&itbs=1&iact=rc&dur=280&page=4&ndsp=21&ved=1t:429,r:19,s:68&tx=109&ty=98,
28. 6. 2011

<http://newcooltrendshomedesign.blogspot.com/2010/05/how-to-design-bedroom-interior.html>, 29. 6. 2011

<http://www.comparestoreprices.co.uk/images/ca/cascata-glide-full-arc-corner-shower-enclosure-1000x1000mm-with-tray.jpg>, 4. 8. 2011

http://essexbathroomfitters.co.uk/wp-content/uploads/2010/12/peak_bath.jpg, 4. 8. 2011

http://4bathroom-remodel.com/wp-content/uploads/2011/06/bathroom_305_1.jpg, 4. 8. 2011

<http://product-image.tradeindia.com/00294047/b/0/Wash-Basin.jpg>, 4. 8. 2011

<http://www.reuk.co.uk/OtherImages/use-rainwater-to-flush-toilet.jpg>, 4. 8. 2011

<http://www.likesbooks.com/aarafterhours/wp-content/uploads/2011/05/sizes.jpg>, 6. 6. 2011

<http://www.labsafety.com/images/xl/Caution-Labels-Before-Cleaning-LSS- i LBS61649.jpg>,
6. 6. 2011

http://0.tqn.com/d/housekeeping/1/0/V/3/products_storage.JPG, 6. 6. 2011

http://www.sciencephoto.com/image/220708/350wm/H1200287-Washing_instructions_on_label_on_nylon_clothing-SPL.jpg, 6. 6. 2011

http://s4hubimg.com/u/1514235_f520.jpg, 6. 6. 2011

http://mojdom.dnevnik.si/media/uploads/_custom/Lina/raking.jpg, 6.6. 2011